


TERREBONNE PARISH SCHOOL SYSTEM



CONSOLIDATED SALARY SCHEDULES EFFECTIVE 2019-2020 SCHOOL SESSION

**PHILIP MARTIN
SUPERINTENDENT**

**TERREBONNE PARISH SCHOOL BOARD
TABLE OF CONTENTS**

Teacher/Professional Salary Scale – Schedule 01, 14.....	1
Professional Salary Scale – Schedule 02.....	2
Professional Salary Scale – Schedule 03.....	3
Professional Salary Scale – Schedule 04 05, 11.....	4
Professional Salary Scale – Schedule 06.....	5
Professional Salary Scale – Schedule 07, 08, 09.....	6
Professional Salary Scale – Schedule 10, 13.....	7
Trade and Industrial Teacher Salary Scale.....	8
Extra-Curricular Stipends and Employment 7-8 Grades Programs.....	9
Extra-Curricular Stipends and Employment 9-12 Grades Programs..	10-11
Extra-Curricular 1 week.....	12
Extra-Curricular 2 weeks.....	13
Extra-Curricular 3 weeks.....	14
Extra-Curricular 4 weeks.....	15
Administrative Indexes – No Longer Used-Information Only.....	16
Additional Stipends - Middle School Administrative Extracurricular.....	16
Administrative – Schedule 21.....	17
Administrative – Schedule 22.....	18
Administrative – Schedule 23.....	19
Administrative – Schedule 24.....	20
Administrative – Schedule 25.....	21
Administrative – Schedule 26, 27.....	22
Administrative - Schedule 28, 29, 30.....	23
Administrative – Schedule 31.....	24
Administrative – Schedule 32.....	25
Administrative – Schedule 33, 34.....	26
Administrative – Schedule 35.....	27
Administrative – Schedule 36.....	28
Administrative – Schedule 37.....	29
Superintendent.....	30
Board Member.....	30
Central Office –Executive Secretary.....	31
Central Office - Administrative Assistant.....	31
Central Office – HR Position Control Specialist.....	31
Central Office – Clerical & Finance.....	32
School Clerical.....	33-36
Maintenance – General Leaderman.....	37
Maintenance – HVAC Technician.....	37
Maintenance – Licensed Master Plumber.....	37
Maintenance – Licensed Plumber.....	37
Maintenance – Licensed Electrician.....	37
Maintenance –AC/Heating Maintenance Mechanic.....	38
Maintenance – Preventive Maintenance Technician.....	38
Maintenance – Roofer.....	38
Maintenance – Mason.....	38

**TERREBONNE PARISH SCHOOL BOARD
TABLE OF CONTENTS**

Maintenance – Carpenter	38
Maintenance – General Maintenance Technician I.....	39
Maintenance – General Maintenance Technician II	39
Maintenance - Building Manager.....	40
Maintenance - Custodian.....	40-41
Warehouse - Warehouse Manager.....	42
Warehouse – Assistant Warehouse Manager	42
Warehouse - Commodity Clerk.....	42
Warehouse – Driver/General Maintenance Laborer.....	42
Paraprofessional.....	43
Nursing Assistant.....	43
Interpreter	43
Transportation – Coordinator of Fleet Dispatcher	44
Transportation – Fleet Operations Coordinator	44
Transportation Driver	45
Bus Driver.....	45
Bus Attendant	45
Food Service - Area Manager.....	46
Food Service - Manager.....	47-49
Food Service – Assistant Manager	49
Food Service - Facilitator	49
Food Service - Technician	49
Longevity Increments.....	50
Salary & Stipend Formula for Teachers & Instructional Personnel.....	51
Part-time and Substitute Pay Rates.....	52
Other Established Pay Rates.....	53--55
Employee/Employer Benefits.....	56
Salary Schedule History.....	57-58
Administrative Indexes	59
Professional/Instructional Indexes.....	60
Bi-Weekly Cutoff Dates for Supplemental Pay & Absences.....	61
Payroll Dates	61

2019-2020
TERREBONNE PARISH
182 DAY TEACHER/PROFESSIONAL SALARY SCALE

Years of Experience	Degreed Non Certified	Bachelor's Degree	Master's Degree	Master's Plus 30*	Specialist in Education	Ph. D. or Ed. D. Degree
0	38,909	42,909	43,838	43,838	44,484	45,341
1		43,314	44,242	44,242	44,885	45,741
2		43,717	44,646	44,646	45,291	46,150
3		44,122	45,049	45,049	45,692	46,754
4		44,524	45,451	45,451	46,100	47,393
5		44,927	46,060	46,159	46,811	48,029
6		45,332	46,666	46,877	47,552	48,661
7		45,739	47,325	47,730	48,366	49,319
8		46,141	48,019	48,560	49,194	50,043
9		46,780	48,711	49,389	50,027	50,767
10		47,849	49,840	50,654	51,289	51,928
11		48,451	50,535	51,486	52,120	52,653
12		49,072	51,191	52,317	52,948	53,344
13		49,711	51,870	53,017	53,664	54,072
14		49,711	51,870	53,017	53,664	54,072
15		49,711	51,870	53,017	53,664	54,072
16		50,370	52,567	53,737	54,405	54,823
17		50,370	52,567	53,737	54,405	54,823
18		50,370	52,567	53,737	54,405	54,823
19		51,049	53,286	54,479	55,166	55,596
20		51,049	53,286	54,479	55,166	55,596
21		51,049	53,286	54,479	55,166	55,596
22		51,748	54,024	55,244	55,948	56,392
23		51,748	54,024	55,244	55,948	56,392
24		51,748	54,024	55,244	55,948	56,392
25		52,468	54,787	56,031	56,756	57,212

Schedule 01, 14

Steps	2	3	4	5	6	7
-------	---	---	---	---	---	---

Positions: Teacher, Lead Teacher, Data Specialist, Speech Therapist, Speech Therapy Assistant, Librarian, Elementary/Middle Guidance Counselor, Social Worker, Psychologist, Ed Diagnostician, Qual Exam/Speech Pathologist, Instructional Coach, Assist Tech Sp Area Coord, Homebound, Interventionist, Interpreter, Nurse, Reading/Math/Science Content Leader, Community Liason.

Act 1 of the 2012 LA Legislature: No employee who is rated "ineffective" beginning with the 2013-2014 Compass or District employee evaluation shall receive a higher salary in the year following the evaluation than the salary received in the year of the evaluation. Employees rated ineffective will not progress to the next step.

Longevity increments should be added as per call of the election; Act 1 does not apply to these increments.

2019-2020
TERREBONNE PARISH
PROFESSIONAL SALARY SCALE

Years of Experience	Bachelor's Degree	Master's Degree	Master's Plus 30*	Specialist in Education	Ph.D. or Ed. D. Degree
0	44,426	45,392	45,392	46,063	46,955
1	44,846	45,812	45,812	46,480	47,371
2	45,265	46,232	46,232	46,903	47,795
3	45,687	46,651	46,651	47,320	48,224
4	46,105	47,070	47,070	47,744	49,088
5	46,524	47,703	47,805	48,484	49,750
6	46,946	48,333	48,552	49,254	50,408
7	47,368	49,018	49,439	50,100	51,092
8	47,786	49,739	50,302	50,962	51,844
9	48,452	50,460	51,165	51,828	52,598
10	49,562	51,634	52,480	53,141	53,805
11	50,189	52,356	53,346	54,004	54,559
12	50,835	53,039	54,210	54,866	55,278
13	51,500	53,745	54,938	55,611	56,034
14	51,500	53,745	54,938	55,611	56,034
15	51,500	53,745	54,938	55,611	56,034
16	52,185	54,470	55,687	56,381	56,816
17	52,185	54,470	55,687	56,381	56,816
18	52,185	54,470	55,687	56,381	56,816
19	52,891	55,217	56,458	57,173	57,620
20	52,891	55,217	56,458	57,173	57,620
21	52,891	55,217	56,458	57,173	57,620
22	53,618	55,985	57,253	57,986	58,447
23	53,618	55,985	57,253	57,986	58,447
24	53,618	55,985	57,253	57,986	58,447
25	54,367	56,778	58,072	58,827	59,300
Schedule 02					
Steps	3	4	5	6	7
Positions: Instructional Coach, Integration Specialist, Master Teacher, Occupational Therapist, Qualified Examiner/Speech Pathologist, Social Worker, Psychologist, Guidance Counselor, Teacher					
Act 1 of the 2012 LA Legislature: No employee who is rated "ineffective" beginning with the 2013-2014 Compass or District employee evaluation shall receive a higher salary in the year following the evaluation than the salary received in the year of the evaluation. Employees rated ineffective will not progress to the next step.					
Longevity increments should be added as per call of the election; Act 1 does not apply to these increments.					

2019-2020
TERREBONNE PARISH
PROFESSIONAL SALARY SCALE

Years of Experience	Bachelor's Degree	Master's Degree	Master's Plus 30*	Specialist in Education	Ph.D. or Ed. D. Degree
0	44,805	45,780	45,780	46,458	47,358
1	45,229	46,204	46,204	46,879	47,778
2	45,653	46,629	46,629	47,306	48,207
3	46,078	47,052	47,052	47,727	48,842
4	46,500	47,474	47,474	48,155	49,512
5	46,923	48,113	48,217	48,902	50,181
6	47,349	48,749	48,971	49,679	50,845
7	47,776	49,441	49,867	50,534	51,535
8	48,198	50,170	50,738	51,404	52,295
9	48,869	50,897	51,609	52,278	53,056
10	49,991	52,082	52,936	53,604	54,274
11	50,624	52,812	53,811	54,476	55,036
12	51,275	53,501	54,683	55,346	55,761
13	51,947	54,214	55,418	56,097	56,525
14	51,947	54,214	55,418	56,097	56,525
15	51,947	54,214	55,418	56,097	56,525
16	52,639	54,946	56,174	56,875	57,314
17	52,639	54,946	56,174	56,875	57,314
18	52,639	54,946	56,174	56,875	57,314
19	53,351	55,700	56,953	57,675	58,126
20	53,351	55,700	56,953	57,675	58,126
21	53,351	55,700	56,953	57,675	58,126
22	54,085	56,475	57,756	58,496	58,961
23	54,085	56,475	57,756	58,496	58,961
24	54,085	56,475	57,756	58,496	58,961
25	54,842	57,276	58,582	59,344	59,822

Schedule 03

Steps

3

4

5

6

7

Position: Instrumental Music Director

Act 1 of the 2012 LA Legislature: No employee who is rated "ineffective" beginning with the 2013-2014 Compass or District employee evaluation shall receive a higher salary in the year following the evaluation than the salary received in the year of the evaluation. Employees rated ineffective will not progress to the next step.

Longevity increments should be added as per call of the election; Act 1 does not apply to these increments.

2019-2020
TERREBONNE PARISH
PROFESSIONAL SALARY SCALE

Years of Experience	Bachelor's Degree	Master's Degree	Master's Plus 30*	Specialist in Education	Ph.D. or Ed. D. Degree
0	45,942	46,945	46,945	47,643	48,568
1	46,379	47,382	47,382	48,076	49,000
2	46,814	47,818	47,818	48,515	49,441
3	47,252	48,253	48,253	48,948	50,094
4	47,686	48,688	48,688	49,388	50,784
5	48,121	49,345	49,452	50,156	51,472
6	48,559	49,999	50,227	50,956	52,154
7	48,998	50,711	51,149	51,835	52,865
8	49,432	51,460	52,044	52,730	53,646
9	50,123	52,208	52,940	53,629	54,429
10	51,276	53,427	54,306	54,992	55,682
11	51,927	54,178	55,205	55,889	56,466
12	52,597	54,887	56,102	56,784	57,211
13	53,288	55,620	56,858	57,557	57,997
14	53,288	55,620	56,858	57,557	57,997
15	53,288	55,620	56,858	57,557	57,997
16	54,000	56,373	57,636	58,357	58,808
17	54,000	56,373	57,636	58,357	58,808
18	54,000	56,373	57,636	58,357	58,808
19	54,733	57,148	58,437	59,180	59,644
20	54,733	57,148	58,437	59,180	59,644
21	54,733	57,148	58,437	59,180	59,644
22	55,488	57,946	59,263	60,024	60,503
23	55,488	57,946	59,263	60,024	60,503
24	55,488	57,946	59,263	60,024	60,503
25	56,266	58,769	60,113	60,897	61,388

Schedules 04, 05, 11

Steps	3	4	5	6	7
-------	---	---	---	---	---

Positions: Coordinator, Liaison, SRCL Data Specialist, Curriculum Specialist, Audiologist, Autism Specialist, Ed Diagnostician, Ed Facilitator, Qual Exam/Speech Pathologist, Qual Exam/Ed Diagnostician, Psychologist, Social Worker, Snd Guidance Counselor, Teacher, Accountant, Payroll Manager, Buyer, Computer Programmer Analyst/Operator, Executive Assistant to Board, Technical Support Specialist, and Retirement Specialist

Act 1 of the 2012 LA Legislature: No employee who is rated "ineffective" beginning with the 2013-2014 Compass or District employee evaluation shall receive a higher salary in the year following the evaluation than the salary received in the year of the evaluation. Employees rated ineffective will not progress to the next step.

2019-2020
TERREBONNE PARISH
PROFESSIONAL SALARY SCALE

Years of Experience	Bachelor's Degree	Master's Degree	Master's Plus 30*	Specialist in Education	Ph.D. or Ed. D. Degree
0	47,459	48,499	48,499	49,222	50,182
1	47,911	48,951	48,951	49,671	50,630
2	48,363	49,404	49,404	50,126	51,087
3	48,817	49,855	49,855	50,575	51,765
4	49,267	50,306	50,306	51,032	52,480
5	49,718	50,988	51,098	51,829	53,193
6	50,172	51,666	51,902	52,658	53,901
7	50,627	52,404	52,858	53,569	54,637
8	51,078	53,181	53,787	54,497	55,448
9	51,794	53,957	54,716	55,430	56,259
10	52,990	55,221	56,132	56,844	57,559
11	53,665	55,999	57,065	57,774	58,372
12	54,360	56,734	57,995	58,702	59,145
13	55,077	57,495	58,779	59,504	59,960
14	55,077	57,495	58,779	59,504	59,960
15	55,077	57,495	58,779	59,504	59,960
16	55,814	58,275	59,586	60,333	60,801
17	55,814	58,275	59,586	60,333	60,801
18	55,814	58,275	59,586	60,333	60,801
19	56,575	59,080	60,416	61,186	61,667
20	56,575	59,080	60,416	61,186	61,667
21	56,575	59,080	60,416	61,186	61,667
22	57,358	59,907	61,273	62,062	62,559
23	57,358	59,907	61,273	62,062	62,559
24	57,358	59,907	61,273	62,062	62,559
25	58,165	60,761	62,155	62,967	63,477
Schedule 06					
Steps	3	4	5	6	7
Act 1 of the 2012 LA Legislature: No employee who is rated "ineffective" beginning with the 2013-2014 Compass or District employee evaluation shall receive a higher salary in the year following the evaluation than the salary received in the year of the evaluation. Employees rated ineffective will not progress to the next step.					

Longevity increments should be added as per call of the election; Act 1 does not apply to these increments.

2019-2020
TERREBONNE PARISH
PROFESSIONAL SALARY SCALE

Years of Experience	Bachelor's Degree	Master's Degree	Master's Plus 30*	Specialist in Education	Ph.D. or Ed. D. Degree
0	48,975	50,052	50,052	50,801	51,796
1	49,444	50,521	50,521	51,267	52,260
2	49,911	50,990	50,990	51,738	52,733
3	50,381	51,457	51,457	52,203	53,435
4	50,848	51,924	51,924	52,676	54,176
5	51,315	52,630	52,745	53,501	54,914
6	51,785	53,333	53,578	54,360	55,647
7	52,257	54,097	54,567	55,304	56,410
8	52,723	54,902	55,529	56,265	57,249
9	53,465	55,705	56,491	57,231	58,090
10	54,704	57,014	57,958	58,695	59,436
11	55,403	57,820	58,924	59,659	60,278
12	56,123	58,582	59,888	60,620	61,079
13	56,865	59,370	60,700	61,450	61,923
14	56,865	59,370	60,700	61,450	61,923
15	56,865	59,370	60,700	61,450	61,923
16	57,629	60,178	61,535	62,309	62,794
17	57,629	60,178	61,535	62,309	62,794
18	57,629	60,178	61,535	62,309	62,794
19	58,417	61,011	62,396	63,193	63,691
20	58,417	61,011	62,396	63,193	63,691
21	58,417	61,011	62,396	63,193	63,691
22	59,228	61,868	63,283	64,100	64,614
23	59,228	61,868	63,283	64,100	64,614
24	59,228	61,868	63,283	64,100	64,614
25	60,063	62,752	64,196	65,037	65,565

Schedules 07, 08, 09

Steps	3	4	5	6	7
-------	---	---	---	---	---

Positions: Child Search Coordinator, Ed Facilitator/SER Coordinator, Pupil Appraisal Coordinator, Health Nurse Coordinator, Network System Engineer

Act 1 of the 2012 LA Legislature: No employee who is rated "ineffective" beginning with the 2013-2014 Compass or District employee evaluation shall receive a higher salary in the year following the evaluation than the salary received in the year of the evaluation. Employees rated ineffective will not progress to the next step.

Longevity increments should be added as per call of the election; Act 1 does not apply to these increments.

2019-2020
TERREBONNE PARISH
PROFESSIONAL SALARY SCALE

Years of Experience	Bachelor's Degree	Master's Degree	Master's Plus 30*	Specialist in Education	Ph.D. or Ed. D. Degree
0	52,008	53,159	53,159	53,960	55,023
1	52,509	53,660	53,660	54,457	55,519
2	53,009	54,161	54,161	54,961	56,025
3	53,511	54,661	54,661	55,458	56,775
4	54,010	55,160	55,160	55,964	57,567
5	54,510	55,915	56,037	56,846	58,356
6	55,012	56,666	56,928	57,764	59,140
7	55,516	57,483	57,985	58,773	59,956
8	56,014	58,343	59,014	59,801	60,853
9	56,808	59,202	60,043	60,833	61,751
10	58,132	60,602	61,611	62,398	63,190
11	58,879	61,463	62,643	63,428	64,090
12	59,649	62,277	63,673	64,456	64,946
13	60,442	63,119	64,541	65,344	65,849
14	60,442	63,119	64,541	65,344	65,849
15	60,442	63,119	64,541	65,344	65,849
16	61,259	63,984	65,434	66,262	66,780
17	61,259	63,984	65,434	66,262	66,780
18	61,259	63,984	65,434	66,262	66,780
19	62,101	64,874	66,354	67,206	67,739
20	62,101	64,874	66,354	67,206	67,739
21	62,101	64,874	66,354	67,206	67,739
22	62,968	65,790	67,302	68,176	68,725
23	62,968	65,790	67,302	68,176	68,725
24	62,968	65,790	67,302	68,176	68,725
25	63,861	66,735	68,278	69,178	69,742
Schedule 10, 13					
Steps	3	4	5	6	7
Positions: Inst Technology Specialist, Staff Development Coordinator, Ed Techonology Faciliator, Public Information Officer					
Act 1 of the 2012 LA Legislature: No employee who is rated "ineffective" beginning with the 2013-2014 Compass or District employee evaluation shall receive a higher salary in the year following the evaluation than the salary received in the year of the evaluation. Employees rated ineffective will not progress to the next step.					
Longevity increments should be added as per call of the election; Act 1 does not apply to these increments.					

2019-2020
TERREBONNE PARISH
TRADE AND INDUSTRIAL TEACHER SALARY SCALE
190 DAYS

Years of Experience	Non Degreed	Bachelor's Degree	Master's Degree	Master's Plus 30*
0	47,263	47,976	48,888	48,888
1	47,616	48,329	49,241	49,241
2	47,968	48,680	49,594	49,594
3	48,322	49,036	49,946	49,946
4	48,675	49,387	50,298	50,298
5	49,026	49,740	50,742	51,376
6	49,382	50,094	51,181	51,861
7	49,736	50,448	51,657	52,381
8	50,087	50,800	52,127	52,899
9	50,564	51,276	52,596	53,412
10	51,467	52,180	53,502	54,364
11	52,102	52,815	53,911	54,820
12	52,757	53,471	54,605	55,014
13	53,433	54,145	55,322	55,752
14	53,433	54,145	55,322	55,752
15	53,433	54,145	55,322	55,752
16	54,128	54,841	56,056	56,514
17	54,128	54,841	56,056	56,514
18	54,128	54,841	56,056	56,514
19	54,845	55,557	56,815	57,295
20	54,845	55,557	56,815	57,295
21	54,845	55,557	56,815	57,295
22	55,583	56,296	57,594	58,104
23	55,583	56,296	57,594	58,104
24	55,583	56,296	57,594	58,104
25	56,343	57,056	58,399	58,933
Schedule 12				
Steps	1	2	3	4

Positions: T & I Teachers and Occupational Therapist.

Act 1 of the 2012 LA Legislature: No employee who is rated "ineffective" beginning with the 2013-2014 Compass or District employee evaluation shall receive a higher salary in the year following the evaluation than the salary received in the year of the evaluation. Employees rated ineffective will not progress to the next step.

Longevity increments should be added as per call of the election; Act 1 does not apply to these increments.

**TERREBONNE PARISH
EXTRA CURRICULAR STIPENDS
AND EMPLOYMENT**

ATHLETICS 7-8 Grade Programs	Stipend	Additional Employment Before Teacher Start Date
1. Athletic Coordinator - 7-8 Grades	\$ 1,500	2 Weeks
2. Head Coach Football	\$ 1,500	1 Week
3. Assistant Coach Football	\$ 1,250	1 Week
4. Head Coach Basketball	\$ 1,500	
5. Assistant Coach Basketball	\$ 1,250	
6. Head Coach Track	\$ 1,500	
7. Head Coach Volleyball	\$ 1,500	1 Week
8. Head Coach Softball	\$ 1,500	
9. Head Coach Soccer **	\$ 1,500	
10. Drill Squad - BASE	\$ 1,200	
11. Drill Squad 30-39 students - additional *	\$ 200	
12. Drill Squad 40 + students - additional *	\$ 400	
13. Cheerleader - BASE	\$ 1,200	
14. Cheerleader - 13 + females or 20 + coed squad - additional *	\$ 200	
15. Instrumental Music (Junior High) - BASE up to 79 students	\$ 2,000	192 Days
16. Instrumental Music - 80-99 students - additional *	\$ 200	
17. Instrumental Music - 100 + students - additional *	\$ 400	
18. Instrumental Music (Elementary - Ambulatory)	\$ 700	

**07/01/2019 Added 7-8 Soccer Coach.

A non-faculty (CECP) coach will receive additional pay based on their degree and certification status on the teacher salary schedule for extra weeks. Salary schedule for extra weeks: X-1 - 1- week, X-2 - 2 weeks, X-3 - 3 weeks, X-4 - 4 weeks.

*Added tier level stipends-drill squad, cheerleader and instrumental music based on number of students.

TERREBONNE PARISH
EXTRA CURRICULAR STIPENDS AND EMPLOYMENT

ATHLETICS - 9-12 Grade Programs	Stipend	Additional Workdays before Teacher Start Date
1. Athletic Director - High School Grades 9-12	\$ 4,000	4 Weeks
2. Head Coach Football	\$ 3,000	3 Weeks
3. Assistant Coach Football	\$ 2,000	3 Weeks
4. Offensive Coordinator Football *	\$ 2,350	3 Weeks
5. Defensive Coordinator Football *	\$ 2,350	3 Weeks
6. Head Coach Basketball	\$ 3,000	3 Weeks
7. Assistant Coach Basketball	\$ 2,000	3 Weeks
8. 9th Grade Head Basketball	\$ 1,500	
9. Head Coach Baseball	\$ 3,000	
10. Assistant Coach Baseball	\$ 2,000	
11. 9th Grade Head Coach Baseball	\$ 1,500	
12. Head Coach Track	\$ 3,000	
13. Assistant Coach Track	\$ 1,500	
14. 9th Grade Head Coach Track	\$ 2,000	
15. Head Coach Volleyball	\$ 3,000	3 Weeks
16. Assistant Coach Volleyball	\$ 2,000	3 Weeks
17. 9th Grade Head Coach Volleyball	\$ 1,500	
18. Head Coach Softball	\$ 3,000	
19. Assistant Coach Softball	\$ 2,000	
20. 9th Grade Head Coach Softball	\$ 1,500	
21. Head Coach Soccer *	\$ 3,000	
22. Assistant Coach Soccer *	\$ 2,000	
23. 9th Grade Head Coach Soccer	\$ 1,500	
24. Faculty Representative	\$ 750	
25. Head Coach Tennis	\$ 2,000	
26. Head Cross Country	\$ 2,000	
27. Head Swimming	\$ 2,000	
28. Head Golf	\$ 2,000	
29. Bowling	\$ 2,000	
30. Power Weight Lifting	\$ 2,000	
31. Extended Season Pay for Athletic playoff games	\$ 200	per week

** 07/01/2019 - Added Offensive/Defensive Coordinator Football Coach, Assistant Soccer Coach and changed Head Soccer Coach to \$3,000.

A non-faculty (CECP) coach will receive additional pay based on their degree and certification status on the teacher salary schedule for extra weeks.
Salary schedule for extra weeks: X-1 - 1 week, X-2 - 2 weeks, X-3 - 3 weeks, X-4 - 4 weeks.

ATHLETICS - 9-12 Grade Drill Squad/Dance/Music	Stipend	Additional Workdays before Teacher Start Date
25. Drill Squad - BASE	\$ 1,600	1 Week
26. Drill Squad 30-39 students - additional	\$ 200	
27. Drill Squad 40 + students - additional *	\$ 400	
28. Cheerleader	\$ 1,600	1 Week
29. Cheerleader - 13 + females or 20 + coed squad - additional	\$ 200	
30. Vocal Music	\$ 1,100	
31. Instrumental Music	\$ 2,600	192 Days
32. Instrumental Music - 80-99 students - additional	\$ 200	
33. Instrumental Music - 100 + students - additional	\$ 400	
34. Extended Season Pay for Athletic playoff games	\$ 200	per week

*Added tier level stipends-drill squad, cheerleader and instrumental music based on number of students.

A non-faculty (CECP) coach will receive additional pay based on their degree and certification status on the teacher salary schedule for extra weeks. Salary schedule for extra weeks: X-1 - 1 week, X-2 - 2 weeks, X-3 - 3 weeks, X-4 - 4 weeks.

TERREBONNE PARISH
1 Extra Week

Years of Experience	Two Years College	Three Years College	Bachelor's Degree	Master's Degree	Master's Plus 30*	Specialist in Education	Ph.D. or Ed. D. Degree
0	817	836	948	971	971	987	1,009
1	822	841	958	981	981	997	1,019
2	827	846	968	991	991	1,007	1,029
3	836	855	978	1,001	1,001	1,017	1,044
4	846	865	988	1,011	1,011	1,027	1,060
5	855	875	998	1,027	1,029	1,045	1,076
6	865	884	1,008	1,042	1,047	1,064	1,092
7	875	900	1,018	1,058	1,068	1,084	1,108
8	890	915	1,029	1,075	1,089	1,105	1,126
9	905	930	1,045	1,093	1,110	1,126	1,144
10	931	956	1,071	1,121	1,141	1,157	1,173
11			1,086	1,138	1,162	1,178	1,191
12			1,102	1,155	1,183	1,199	1,209
13			1,118	1,172	1,200	1,217	1,227
14			1,118	1,172	1,200	1,217	1,227
15			1,118	1,172	1,200	1,217	1,227
16			1,134	1,189	1,218	1,235	1,246
17			1,134	1,189	1,218	1,235	1,246
18			1,134	1,189	1,218	1,235	1,246
19			1,151	1,207	1,237	1,254	1,265
20			1,151	1,207	1,237	1,254	1,265
21			1,151	1,207	1,237	1,254	1,265
22			1,169	1,226	1,256	1,274	1,285
23			1,169	1,226	1,256	1,274	1,285
24			1,169	1,226	1,256	1,274	1,285
25			1,187	1,245	1,276	1,294	1,305
Schedule X1							
Steps	1	2	3	4	5	6	7

TERREBONNE PARISH
2 Extra Weeks

Years of Experience	Two Years College	Three Years College	Bachelor's Degree	Master's Degree	Master's Plus 30*	Specialist in Education	Ph.D. or Ed. D. Degree
0	1,634	1,673	1,895	1,942	1,942	1,974	2,017
1	1,644	1,682	1,916	1,962	1,962	1,994	2,037
2	1,654	1,692	1,936	1,982	1,982	2,015	2,057
3	1,673	1,711	1,956	2,002	2,002	2,035	2,088
4	1,692	1,730	1,976	2,023	2,023	2,055	2,120
5	1,711	1,749	1,996	2,053	2,058	2,091	2,151
6	1,730	1,769	2,017	2,083	2,094	2,128	2,183
7	1,749	1,799	2,037	2,116	2,137	2,168	2,216
8	1,779	1,829	2,057	2,151	2,178	2,210	2,252
9	1,809	1,860	2,089	2,186	2,219	2,251	2,288
10	1,861	1,912	2,142	2,242	2,283	2,314	2,346
11			2,173	2,277	2,324	2,356	2,383
12			2,204	2,310	2,366	2,397	2,417
13			2,236	2,344	2,401	2,433	2,454
14			2,236	2,344	2,401	2,433	2,454
15			2,236	2,344	2,401	2,433	2,454
16			2,269	2,378	2,437	2,470	2,491
17			2,269	2,378	2,437	2,470	2,491
18			2,269	2,378	2,437	2,470	2,491
19			2,302	2,414	2,474	2,508	2,530
20			2,302	2,414	2,474	2,508	2,530
21			2,302	2,414	2,474	2,508	2,530
22			2,337	2,451	2,512	2,547	2,570
23			2,337	2,451	2,512	2,547	2,570
24			2,337	2,451	2,512	2,547	2,570
25			2,373	2,489	2,552	2,588	2,611
Schedule X2							
Steps	1	2	3	4	5	6	7

TERREBONNE PARISH
3 Extra Weeks

Years of Experience	Two Years College	Three Years College	Bachelor's Degree	Master's Degree	Master's Plus 30*	Specialist in Education	Ph.D. or Ed. D. Degree
0	2,452	2,509	2,843	2,913	2,913	2,961	3,026
1	2,466	2,523	2,874	2,943	2,943	2,991	3,056
2	2,480	2,538	2,904	2,973	2,973	3,022	3,086
3	2,509	2,566	2,934	3,004	3,004	3,052	3,132
4	2,538	2,595	2,964	3,034	3,034	3,082	3,179
5	2,566	2,624	2,995	3,080	3,087	3,136	3,227
6	2,595	2,653	3,025	3,125	3,141	3,191	3,275
7	2,624	2,699	3,055	3,174	3,205	3,252	3,324
8	2,669	2,744	3,086	3,226	3,267	3,315	3,378
9	2,714	2,790	3,134	3,278	3,329	3,377	3,433
10	2,792	2,867	3,214	3,363	3,424	3,472	3,520
11			3,259	3,415	3,486	3,534	3,574
12			3,305	3,464	3,549	3,596	3,626
13			3,353	3,515	3,601	3,650	3,680
14			3,353	3,515	3,601	3,650	3,680
15			3,353	3,515	3,601	3,650	3,680
16			3,403	3,568	3,655	3,705	3,737
17			3,403	3,568	3,655	3,705	3,737
18			3,403	3,568	3,655	3,705	3,737
19			3,454	3,621	3,711	3,762	3,795
20			3,454	3,621	3,711	3,762	3,795
21			3,454	3,621	3,711	3,762	3,795
22			3,506	3,677	3,768	3,821	3,854
23			3,506	3,677	3,768	3,821	3,854
24			3,506	3,677	3,768	3,821	3,854
25			3,560	3,734	3,827	3,882	3,916
Schedule X3							
Steps	1	2	3	4	5	6	7

TERREBONNE PARISH
4 Extra Weeks

Years of Experience	Two Years College	Three Years College	Bachelor's Degree	Master's Degree	Master's Plus 30*	Specialist in Education	Ph.D. or Ed. D. Degree
0	3,269	3,345	3,791	3,884	3,884	3,948	4,034
1	3,288	3,365	3,831	3,924	3,924	3,989	4,074
2	3,307	3,383	3,872	3,965	3,965	4,029	4,115
3	3,345	3,422	3,912	4,005	4,005	4,069	4,175
4	3,383	3,460	3,952	4,045	4,045	4,110	4,239
5	3,422	3,498	3,993	4,106	4,116	4,181	4,303
6	3,460	3,538	4,033	4,167	4,188	4,255	4,366
7	3,498	3,598	4,074	4,232	4,273	4,337	4,432
8	3,558	3,659	4,114	4,302	4,356	4,419	4,504
9	3,618	3,719	4,178	4,371	4,439	4,503	4,577
10	3,722	3,823	4,285	4,484	4,565	4,629	4,693
11			4,345	4,553	4,649	4,712	4,765
12			4,407	4,619	4,732	4,795	4,834
13			4,471	4,687	4,802	4,866	4,907
14			4,471	4,687	4,802	4,866	4,907
15			4,471	4,687	4,802	4,866	4,907
16			4,537	4,757	4,874	4,940	4,982
17			4,537	4,757	4,874	4,940	4,982
18			4,537	4,757	4,874	4,940	4,982
19			4,605	4,829	4,948	5,017	5,060
20			4,605	4,829	4,948	5,017	5,060
21			4,605	4,829	4,948	5,017	5,060
22			4,675	4,902	5,024	5,095	5,139
23			4,675	4,902	5,024	5,095	5,139
24			4,675	4,902	5,024	5,095	5,139
25			4,747	4,979	5,103	5,176	5,221
Schedule X4							
Steps	1	2	3	4	5	6	7

**TERREBONNE PARISH
ADMINISTRATIVE INDEXES**

The salary schedules for the administrative indexes were calculated by multiplying the appropriate index times the 182 day Teacher/Professional Salary Schedule effective through the 2014-2015 fiscal year. Pages 17-29 have already been calculated using the appropriate index. The \$4000 for the 1/2 cent sales tax has been added to these amounts. The index is not applicable to the \$4000 sales tax increase effective 07/01/2015.

Elementary/Middle Assistant Principal (1-350)	Schedule 21
Elementary/Middle Assistant Principal (351-600)	Schedule 22
Elementary/Middle Assistant Principal (601-800)	Schedule 23
Elementary/Middle Assistant Principal (801-up)	Schedule 24
Career Technical Assistant Principal	Schedule 27
Junior High School Assistant Principal	Schedule 27
High School Assistant Principal (9-12)	Schedule 31
Elementary/Middle Principal (1-350)	Schedule 24
Elementary/Middle Principal (351-600)	Schedule 25
Elementary/Middle Principal (601-800)	Schedule 26
Elementary/Middle Principal (801-up)	Schedule 28
Alternative School Principal	Schedule 28
Career Technical Principal	Schedule 32
Junior High School Principal	Schedule 32
High School Principal (9-12 Grades)	Schedule 33
Turnaround Specialist	Schedule 34
District Assessment and Accountability Administrator	Schedule 29
Assistant Supervisor	Schedule 30
Supervisor	Schedule 35
Chief Financial Officer	Schedule 36
Assistant Superintendent	Schedule 37

Additional stipends for Middle School Administrators Extracurricular

Principal - Montegut Middle, Lacache, Grand Caillou Middle	\$ 1,000
Principal - Oaklawn	\$ 1,500
Assistant Principal - Montegut Middle, Lacache, Grand Caillou Middle	\$ 500
Assistant Principal - Oaklawn	\$ 750

2019-2020
TERREBONNE PARISH
ADMINISTRATIVE SALARY SCALE

Years of Experience	Master's Degree	Master's Plus 30*	Specialist in Education	Ph.D. or Ed. D. Degree
0	50,052	50,052	50,801	51,796
1	50,521	50,521	51,267	52,260
2	50,990	50,990	51,738	52,733
3	51,457	51,457	52,203	53,435
4	51,924	51,924	52,676	54,176
5	52,630	52,745	53,501	54,914
6	53,333	53,578	54,360	55,647
7	54,097	54,567	55,304	56,410
8	54,902	55,529	56,265	57,249
9	55,705	56,491	57,231	58,090
10	57,014	57,958	58,695	59,436
11	57,820	58,924	59,659	60,278
12	58,582	59,888	60,620	61,079
13	59,370	60,700	61,450	61,923
14	59,370	60,700	61,450	61,923
15	59,370	60,700	61,450	61,923
16	60,178	61,535	62,309	62,794
17	60,178	61,535	62,309	62,794
18	60,178	61,535	62,309	62,794
19	61,011	62,396	63,193	63,691
20	61,011	62,396	63,193	63,691
21	61,011	62,396	63,193	63,691
22	61,868	63,283	64,100	64,614
23	61,868	63,283	64,100	64,614
24	61,868	63,283	64,100	64,614
25	62,752	64,196	65,037	65,565
Schedule 21	Elem/Middle School Asst. Principal (1-350)			
Steps	4	5	6	7
Act 1 of the 2012 LA Legislature: No employee who is rated "ineffective" beginning with the 2013-2014 Compass or District employee evaluations shall receive a higher salary in the year following the evaluation than the salary received in the year of the evaluation. Employees rated ineffective will not progress to the next step.				
Longevity increments should be added as per call of the election; Act 1 does not apply to these increments.				

2019-2020
TERREBONNE PARISH
ADMINISTRATIVE SALARY SCALE

Years of Experience	Master's Degree	Master's Plus 30*	Specialist in Education	Ph.D. or Ed. D. Degree
0	50,829	50,829	51,591	52,603
1	51,306	51,306	52,064	53,074
2	51,783	51,783	52,544	53,556
3	52,258	52,258	53,017	54,270
4	52,733	52,733	53,498	55,023
5	53,451	53,568	54,338	55,775
6	54,166	54,415	55,211	56,521
7	54,943	55,422	56,171	57,297
8	55,762	56,400	57,149	58,150
9	56,579	57,379	58,132	59,005
10	57,911	58,871	59,621	60,375
11	58,731	59,854	60,601	61,231
12	59,506	60,834	61,579	62,046
13	60,307	61,660	62,424	62,904
14	60,307	61,660	62,424	62,904
15	60,307	61,660	62,424	62,904
16	61,129	62,510	63,297	63,791
17	61,129	62,510	63,297	63,791
18	61,129	62,510	63,297	63,791
19	61,977	63,385	64,196	64,703
20	61,977	63,385	64,196	64,703
21	61,977	63,385	64,196	64,703
22	62,848	64,288	65,119	65,642
23	62,848	64,288	65,119	65,642
24	62,848	64,288	65,119	65,642
25	63,748	65,216	66,073	66,610

Schedule 22	Elem/Middle School Asst. Principal (351-600)			
Steps	4	5	6	7

Act 1 of the 2012 LA Legislature: No employee who is rated "ineffective" beginning with the 2013-2014 Compass or District employee evaluations shall receive a higher salary in the year following the evaluation than the salary received in the year of the evaluation. Employees rated ineffective will not progress to the next step.

Longevity increments should be added as per call of the election; Act 1 does not apply to these increments.

2019-2020
TERREBONNE PARISH
ADMINISTRATIVE SALARY SCALE

Years of Experience	Master's Degree	Master's Plus 30*	Specialist in Education	Ph.D. or Ed. D. Degree
0	52,382	52,382	53,171	54,216
1	52,875	52,875	53,660	54,704
2	53,369	53,369	54,155	55,202
3	53,860	53,860	54,645	55,940
4	54,351	54,351	55,142	56,719
5	55,094	55,214	56,010	57,496
6	55,833	56,090	56,913	58,267
7	56,636	57,131	57,906	59,069
8	57,483	58,143	58,917	59,952
9	58,328	59,155	59,933	60,836
10	59,705	60,697	61,473	62,252
11	60,553	61,713	62,486	63,137
12	61,354	62,727	63,497	63,979
13	62,182	63,581	64,370	64,867
14	62,182	63,581	64,370	64,867
15	62,182	63,581	64,370	64,867
16	63,032	64,460	65,274	65,784
17	63,032	64,460	65,274	65,784
18	63,032	64,460	65,274	65,784
19	63,908	65,364	66,203	66,727
20	63,908	65,364	66,203	66,727
21	63,908	65,364	66,203	66,727
22	64,809	66,297	67,157	67,698
23	64,809	66,297	67,157	67,698
24	64,809	66,297	67,157	67,698
25	65,740	67,258	68,143	68,698
Schedule 23	Elem/Middle School Asst. Principal (601-800)			
Steps	4	5	6	7

Act 1 of the 2012 LA Legislature: No employee who is rated "ineffective" beginning with the 2013-2014 Compass or District employee evaluations shall receive a higher salary in the year following the evaluation than the salary received in the year of the evaluation. Employees rated ineffective will not progress to the next step.

Longevity increments should be added as per call of the election; Act 1 does not apply to these increments.

2019-2020
TERREBONNE PARISH
ADMINISTRATIVE SALARY SCALE

Years of Experience	Master's Degree	Master's Plus 30*	Specialist in Education	Ph.D. or Ed. D. Degree
0	53,548	53,548	54,355	55,426
1	54,053	54,053	54,856	55,926
2	54,558	54,558	55,364	56,437
3	55,062	55,062	55,865	57,193
4	55,564	55,564	56,375	57,991
5	56,325	56,449	57,264	58,787
6	57,083	57,347	58,190	59,577
7	57,906	58,413	59,207	60,399
8	58,773	59,450	60,243	61,303
9	59,639	60,486	61,283	62,209
10	61,050	62,067	62,861	63,660
11	61,919	63,108	63,900	64,567
12	62,739	64,146	64,935	65,430
13	63,588	65,021	65,830	66,339
14	63,588	65,021	65,830	66,339
15	63,588	65,021	65,830	66,339
16	64,459	65,922	66,756	67,278
17	64,459	65,922	66,756	67,278
18	64,459	65,922	66,756	67,278
19	65,357	66,849	67,708	68,245
20	65,357	66,849	67,708	68,245
21	65,357	66,849	67,708	68,245
22	66,280	67,805	68,685	69,239
23	66,280	67,805	68,685	69,239
24	66,280	67,805	68,685	69,239
25	67,233	68,789	69,696	70,264
Schedule 24	Elem/Middle School Principal (1-350), Elem/Middle School Asst. Principal (801-up)			
Steps	4	5	6	7

Act 1 of the 2012 LA Legislature: No employee who is rated "ineffective" beginning with the 2013-2014 Compass or District employee evaluations shall receive a higher salary in the year following the evaluation than the salary received in the year of the evaluation. Employees rated ineffective will not progress to the next step.

Longevity increments should be added as per call of the election; Act 1 does not apply to these increments.

2019-2020
TERREBONNE PARISH
ADMINISTRATIVE SALARY SCALE

Years of Experience	Master's Degree	Master's Plus 30*	Specialist in Education	Ph.D. or Ed. D. Degree
0	55,489	55,489	56,329	57,444
1	56,015	56,015	56,851	57,963
2	56,540	56,540	57,379	58,494
3	57,064	57,064	57,900	59,280
4	57,587	57,587	58,430	60,111
5	58,379	58,507	59,355	60,938
6	59,166	59,440	60,317	61,760
7	60,022	60,549	61,375	62,615
8	60,924	61,628	62,452	63,555
9	61,825	62,706	63,535	64,497
10	63,292	64,350	65,176	66,006
11	64,195	65,432	66,256	66,949
12	65,049	66,512	67,333	67,847
13	65,932	67,422	68,263	68,793
14	65,932	67,422	68,263	68,793
15	65,932	67,422	68,263	68,793
16	66,838	68,359	69,226	69,769
17	66,838	68,359	69,226	69,769
18	66,838	68,359	69,226	69,769
19	67,771	69,323	70,216	70,775
20	67,771	69,323	70,216	70,775
21	67,771	69,323	70,216	70,775
22	68,731	70,317	71,233	71,809
23	68,731	70,317	71,233	71,809
24	68,731	70,317	71,233	71,809
25	69,723	71,340	72,283	72,875
Schedule 25	Elem/Middle School Principal (351-600)			
Steps	4	5	6	7

Act 1 of the 2012 LA Legislature: No employee who is rated "ineffective" beginning with the 2013-2014 Compass or District employee evaluations shall receive a higher salary in the year following the evaluation than the salary received in the year of the evaluation. Employees rated ineffective will not progress to the next step.

Longevity increments should be added as per call of the election; Act 1 does not apply to these increments.

2019-2020
TERREBONNE PARISH
ADMINISTRATIVE SALARY SCALE

Years of Experience	Master's Degree	Master's Plus 30*	Specialist in Education	Ph.D. or Ed. D. Degree
0	57,043	57,043	57,909	59,057
1	57,585	57,585	58,446	59,593
2	58,126	58,126	58,990	60,140
3	58,666	58,666	59,528	60,951
4	59,205	59,205	60,074	61,806
5	60,021	60,153	61,027	62,659
6	60,833	61,115	62,020	63,506
7	61,715	62,258	63,110	64,388
8	62,645	63,370	64,220	65,357
9	63,573	64,482	65,336	66,328
10	65,086	66,176	67,027	67,883
11	66,017	67,292	68,140	68,855
12	66,897	68,405	69,251	69,781
13	67,806	69,343	70,210	70,756
14	67,806	69,343	70,210	70,756
15	67,806	69,343	70,210	70,756
16	68,740	70,308	71,202	71,762
17	68,740	70,308	71,202	71,762
18	68,740	70,308	71,202	71,762
19	69,703	71,302	72,223	72,799
20	69,703	71,302	72,223	72,799
21	69,703	71,302	72,223	72,799
22	70,692	72,327	73,270	73,865
23	70,692	72,327	73,270	73,865
24	70,692	72,327	73,270	73,865
25	71,714	73,381	74,354	74,963
Schedules 26, 27 Elem/Middle School Principal (601-800), Jr. High and Career Tech Asst. Principal				
Steps	4	5	6	7

Act 1 of the 2012 LA Legislature: No employee who is rated "ineffective" beginning with the 2013-2014 Compass or District employee evaluations shall receive a higher salary in the year following the evaluation than the salary received in the year of the evaluation. Employees rated ineffective will not progress to the next step.

Longevity increments should be added as per call of the election; Act 1 does not apply to these increments.

2019-2020
TERREBONNE PARISH
ADMINISTRATIVE SALARY SCHEDULE

Years of Experience	Bachelor's Degree	Master's Degree	Master's Plus 30*	Specialist in Education	Ph.D. or Ed. D. Degree
0	57,315	58,596	58,596	59,488	60,671
1	57,873	59,154	59,154	60,041	61,223
2	58,429	59,712	59,712	60,602	61,786
3	58,988	60,268	60,268	61,155	62,621
4	59,543	60,823	60,823	61,718	63,502
5	60,099	61,663	61,799	62,700	64,380
6	60,659	62,499	62,791	63,722	65,253
7	61,219	63,408	63,968	64,844	66,160
8	61,774	64,366	65,112	65,988	67,159
9	62,657	65,322	66,257	67,137	68,159
10	64,131	66,879	68,002	68,879	69,760
11	64,962	67,838	69,151	70,025	70,762
12	65,819	68,744	70,297	71,168	71,715
13	66,702	69,681	71,264	72,157	72,719
14	66,702	69,681	71,264	72,157	72,719
15	66,702	69,681	71,264	72,157	72,719
16	67,611	70,643	72,258	73,178	73,755
17	67,611	70,643	72,258	73,178	73,755
18	67,611	70,643	72,258	73,178	73,755
19	68,548	71,634	73,281	74,230	74,822
20	68,548	71,634	73,281	74,230	74,822
21	68,548	71,634	73,281	74,230	74,822
22	69,512	72,653	74,336	75,308	75,920
23	69,512	72,653	74,336	75,308	75,920
24	69,512	72,653	74,336	75,308	75,920
25	70,506	73,705	75,423	76,424	77,052

Schedules 28, 29, 30

Steps	3	4	5	6	7
-------	---	---	---	---	---

Positions - Elementary/Middle School Principal (801-up), Alternative School Principal, District Assess/Acct Admin, Assistant Supervisor, Chief Accountant, Purchasing Agent, Network System Administrator, Plant Operations Manager

Act 1 of the 2012 LA Legislature: No employee who is rated "ineffective" beginning with the 2013-2014 Compass or District employee evaluations shall receive a higher salary in the year following the evaluation than the salary received in the year of the evaluation. Employees rated ineffective will not progress to the next step.

Longevity increments should be added as per call of the election; Act 1 does not apply to these increments.

2019-2020
TERREBONNE PARISH
ADMINISTRATIVE SALARY SCALE

Years of Experience	Master's Degree	Master's Plus 30*	Specialist in Education	Ph.D. or Ed. D. Degree
0	60,538	60,538	61,462	62,688
1	61,116	61,116	62,036	63,260
2	61,694	61,694	62,617	63,844
3	62,271	62,271	63,190	64,708
4	62,846	62,846	63,772	65,622
5	63,716	63,857	64,790	66,532
6	64,583	64,884	65,849	67,436
7	65,525	66,104	67,013	68,376
8	66,517	67,290	68,197	69,411
9	67,507	68,477	69,388	70,447
10	69,121	70,285	71,193	72,107
11	70,115	71,476	72,381	73,144
12	71,054	72,663	73,566	74,132
13	72,025	73,664	74,590	75,172
14	72,025	73,664	74,590	75,172
15	72,025	73,664	74,590	75,172
16	73,021	74,694	75,649	76,246
17	73,021	74,694	75,649	76,246
18	73,021	74,694	75,649	76,246
19	74,048	75,755	76,738	77,352
20	74,048	75,755	76,738	77,352
21	74,048	75,755	76,738	77,352
22	75,104	76,849	77,856	78,490
23	75,104	76,849	77,856	78,490
24	75,104	76,849	77,856	78,490
25	76,195	77,974	79,012	79,662

Schedule 31 - Assistant Principal (Grades 9-12)

Steps	4	5	6	7
-------	---	---	---	---

Act 1 of the 2012 LA Legislature: No employee who is rated "ineffective" beginning with the 2013-2014 Compass or District employee evaluations shall receive a higher salary in the year following the evaluation than the salary received in the year of the evaluation. Employees rated ineffective will not progress to the next step.

Longevity increments should be added as per call of the election; Act 1 does not apply to these increments.

2019-2020
TERREBONNE PARISH
ADMINISTRATIVE SALARY SCALE

Years of Experience	Master's Degree	Master's Plus 30*	Specialist in Education	Ph.D. or Ed. D. Degree
0	62,092	62,092	63,042	64,302
1	62,686	62,686	63,631	64,889
2	63,280	63,280	64,228	65,490
3	63,873	63,873	64,818	66,379
4	64,464	64,464	65,416	67,317
5	65,359	65,504	66,463	68,253
6	66,249	66,560	67,551	69,182
7	67,218	67,813	68,747	70,149
8	68,237	69,033	69,965	71,213
9	69,256	70,252	71,189	72,278
10	70,915	72,111	73,045	73,984
11	71,936	73,335	74,266	75,050
12	72,901	74,556	75,484	76,065
13	73,899	75,585	76,536	77,135
14	73,899	75,585	76,536	77,135
15	73,899	75,585	76,536	77,135
16	74,924	76,644	77,625	78,239
17	74,924	76,644	77,625	78,239
18	74,924	76,644	77,625	78,239
19	75,980	77,734	78,744	79,376
20	75,980	77,734	78,744	79,376
21	75,980	77,734	78,744	79,376
22	77,065	78,858	79,894	80,546
23	77,065	78,858	79,894	80,546
24	77,065	78,858	79,894	80,546
25	78,186	80,015	81,082	81,751
Schedule 32 - Junior High School Principal and Career Technical High Principal				
Steps	4	5	6	7

Act 1 of the 2012 LA Legislature: No employee who is rated "ineffective" beginning with the 2013-2014 Compass or District employee evaluations shall receive a higher salary in the year following the evaluation than the salary received in the year of the evaluation. Employees rated ineffective will not progress to the next step.

Longevity increments should be added as per call of the election; Act 1 does not apply to these increments.

2019-2020
TERREBONNE PARISH
ADMINISTRATIVE SALARY SCALE

Years of Experience	Master's Degree	Master's Plus 30*	Specialist in Education	Ph.D. or Ed. D. Degree
0	65,199	65,199	66,200	67,529
1	65,825	65,825	66,822	68,149
2	66,452	66,452	67,452	68,782
3	67,077	67,077	68,073	69,719
4	67,700	67,700	68,704	70,709
5	68,644	68,797	69,808	71,695
6	69,582	69,910	70,955	72,675
7	70,604	71,232	72,217	73,695
8	71,679	72,517	73,501	74,816
9	72,753	73,803	74,791	75,939
10	74,502	75,763	76,748	77,738
11	75,579	77,054	78,036	78,863
12	76,597	78,341	79,320	79,933
13	77,649	79,427	80,430	81,061
14	77,649	79,427	80,430	81,061
15	77,649	79,427	80,430	81,061
16	78,729	80,543	81,577	82,225
17	78,729	80,543	81,577	82,225
18	78,729	80,543	81,577	82,225
19	79,843	81,692	82,758	83,424
20	79,843	81,692	82,758	83,424
21	79,843	81,692	82,758	83,424
22	80,987	82,878	83,970	84,657
23	80,987	82,878	83,970	84,657
24	80,987	82,878	83,970	84,657
25	82,169	84,098	85,222	85,928

Schedule 33, 34 - High School Principal (Grades 9-12), Turnaround Specialist

Steps	4	5	6	7
-------	---	---	---	---

Act 1 of the 2012 LA Legislature: No employee who is rated "ineffective" beginning with the 2013-2014 Compass or District employee evaluations shall receive a higher salary in the year following the evaluation than the salary received in the year of the evaluation. Employees rated ineffective will not progress to the next step.

Longevity increments should be added as per call of the election; Act 1 does not apply to these increments.

2019-2020
TERREBONNE PARISH
ADMINISTRATIVE SALARY SCALE

Years of Experience	Bachelor's Degree	Master's Degree	Master's Plus 30*	Specialist in Education	Ph.D. or Ed. D. Degree
0	67,172	68,694	68,694	69,754	71,160
1	67,834	69,357	69,357	70,411	71,815
2	68,495	70,020	70,020	71,078	72,485
3	69,160	70,681	70,681	71,735	73,147
4	69,819	71,340	71,340	72,403	73,815
5	70,480	72,003	72,003	73,071	74,485
6	71,145	72,667	72,667	73,735	75,155
7	71,811	73,332	73,332	74,403	75,825
8	72,471	74,000	74,000	75,071	76,495
9	73,136	74,667	74,667	75,735	77,165
10	73,802	75,337	75,337	76,403	77,835
11	74,471	76,010	76,010	77,071	78,505
12	75,142	76,687	76,687	77,745	79,175
13	75,815	77,367	77,367	78,419	79,845
14	76,491	78,050	78,050	79,097	80,515
15	77,169	78,737	78,737	79,771	81,185
16	77,849	79,427	79,427	80,447	81,855
17	78,531	80,120	80,120	81,127	82,525
18	79,215	80,817	80,817	81,809	83,195
19	79,901	81,517	81,517	82,493	83,865
20	80,589	82,220	82,220	83,179	84,535
21	81,279	82,927	82,927	83,867	85,205
22	81,971	83,637	83,637	84,557	85,875
23	82,665	84,350	84,350	85,249	86,545
24	83,361	85,067	85,067	85,943	87,215
25	84,059	85,787	85,787	86,639	87,885

Schedule 35 - Supervisors, Data Processing Manager, and Risk Manager

Steps	3	4	5	6	7
-------	---	---	---	---	---

Act 1 of the 2012 LA Legislature: No employee who is rated "ineffective" beginning with the 2013-2014 Compass or District employee evaluations shall receive a higher salary in the year following the evaluation than the salary received in the year of the evaluation. Employees rated ineffective will not progress to the next step.

Longevity increments should be added as per call of the election; Act 1 does not apply to these increments.

2019-2020
TERREBONNE PARISH
ADMINISTRATIVE SALARY SCALE

Years of Experience	Bachelor's Degree	Master's Degree	Master's Plus 30*	Specialist in Education	Ph.D. or Ed. D. Degree
0	71,721	73,355	73,355	74,492	76,000
1	72,432	74,066	74,066	75,198	76,704
2	73,141	74,778	74,778	75,913	77,423
3	73,855	75,487	75,487	76,618	78,487
4	74,562	76,195	76,195	77,335	79,611
5	75,272	77,266	77,440	78,588	80,731
6	75,985	78,332	78,704	79,891	81,844
7	76,700	79,492	80,205	81,323	83,002
8	77,408	80,713	81,665	82,781	84,275
9	78,533	81,932	83,125	84,247	85,550
10	80,413	83,918	85,350	86,469	87,593
11	81,474	85,141	86,816	87,931	88,870
12	82,566	86,297	88,278	89,389	90,085
13	83,692	87,492	89,510	90,649	91,366
14	83,692	87,492	89,510	90,649	91,366
15	83,692	87,492	89,510	90,649	91,366
16	84,851	88,719	90,778	91,952	92,688
17	84,851	88,719	90,778	91,952	92,688
18	84,851	88,719	90,778	91,952	92,688
19	86,046	89,982	92,083	93,293	94,049
20	86,046	89,982	92,083	93,293	94,049
21	86,046	89,982	92,083	93,293	94,049
22	87,277	91,282	93,429	94,669	95,449
23	87,277	91,282	93,429	94,669	95,449
24	87,277	91,282	93,429	94,669	95,449
25	88,544	92,624	94,814	96,091	96,892

Schedule 36 - Chief Financial Officer

Steps	3	4	5	6	7
-------	---	---	---	---	---

Act 1 of the 2012 LA Legislature: No employee who is rated "ineffective" beginning with the 2013-2014 Compass or District employee evaluations shall receive a higher salary in the year following the evaluation than the salary received in the year of the evaluation. Employees rated ineffective will not progress to the next step.

Longevity increments should be added as per call of the election; Act 1 does not apply to these increments.

2019-2020
TERREBONNE PARISH
ADMINISTRATIVE SALARY SCALE

Years of Experience	Master's Degree	Master's Plus 30*	Specialist in Education	Ph.D. or Ed. D. Degree
0	76,850	76,850	78,045	79,631
1	77,598	77,598	78,787	80,371
2	78,346	78,346	79,539	81,127
3	79,091	79,091	80,281	82,245
4	79,835	79,835	81,034	83,427
5	80,962	81,144	82,351	84,604
6	82,082	82,473	83,721	85,774
7	83,301	84,051	85,226	86,990
8	84,584	85,585	86,759	88,329
9	85,866	87,120	88,299	89,669
10	87,954	89,459	90,635	91,816
11	89,239	91,000	92,171	93,159
12	90,454	92,536	93,704	94,436
13	91,710	93,832	95,029	95,782
14	91,710	93,832	95,029	95,782
15	91,710	93,832	95,029	95,782
16	93,000	95,164	96,399	97,172
17	93,000	95,164	96,399	97,172
18	93,000	95,164	96,399	97,172
19	94,328	96,536	97,808	98,602
20	94,328	96,536	97,808	98,602
21	94,328	96,536	97,808	98,602
22	95,694	97,951	99,254	100,074
23	95,694	97,951	99,254	100,074
24	95,694	97,951	99,254	100,074
25	97,105	99,407	100,749	101,591

Schedule 37 - Assistant Superintendent Curriculum and Instruction

Steps	4	5	6	7
-------	---	---	---	---

Act 1 of the 2012 LA Legislature: No employee who is rated "ineffective" beginning with the 2013-2014 Compass or District employee evaluations shall receive a higher salary in the year following the evaluation than the salary received in the year of the evaluation. Employees rated ineffective will not progress to the next step.

Longevity increments should be added as per call of the election; Act 1 does not apply to these increments.

2019-2020
TERREBONNE PARISH
SALARY SCALE

SUPERINTENDENT BASE PAY Board Action 07/07/2015	186,000
AUTO ALLOWANCE - 01/01/2019	9,000

Note: Longevity increments should be added to the above salary.

SCHOOL BOARD PRESIDENT	10,800
SCHOOL BOARD MEMBER	9,600

2019-2020
TERREBONNE PARISH SALARY SCALE
CENTRAL OFFICE - 240 Days

YEARS OF EXP	Executive Secretary*	Administrative Assistant	HR Position Control Specialist**
0	33,539	29,214	28,051
1	34,048	29,428	28,257
2	34,556	29,634	28,461
3	35,067	29,838	28,663
4	35,573	30,046	28,868
5	36,081	30,250	29,071
6	36,591	30,456	29,275
7	37,103	30,660	29,477
8	37,611	30,866	29,681
9	38,416	31,070	29,883
10	39,216	31,277	30,087
11	39,976	31,481	30,290
12	40,758	31,687	30,494
13	41,564	31,893	30,697
14	41,564	31,893	30,697
15	41,564	31,893	30,697
16	42,394	32,099	30,901
17	42,394	32,099	30,901
18	42,394	32,099	30,901
19	43,249	32,305	31,105
20	43,249	32,305	31,105
21	43,249	32,305	31,105
22	44,129	32,511	31,308
23	44,129	32,511	31,308
24	44,129	32,511	31,308
25	45,038	32,717	31,512
Schedule 41	41-1	41-2	41-3
Steps	2	4	3
Act 1 of the 2012 LA Legislature: No employee who is rated "ineffective" with the 2013-2014 Compass or District employee evaluation shall receive a higher salary in the year following the evaluation than the salary received in the year of the evaluation. Employees rated ineffective will not progress to the next step.			
Longevity increments should be added as per call of the election; Act 1 does not apply to these increments.			
*Approved per board action 07/07/09; **approved per board action 07/07/15			

2019-2020
TERREBONNE PARISH SALARY SCALE
CENTRAL OFFICE - 240 DAYS

YEARS OF EXP	Payroll Clerk III, Administrative Secretary II	Insurance Secretary, Administrative Secretary I	Payroll Clerk II, Accounting Clerk II	Technical Support Assistant, Payroll/Acct Clerk I, Secretary II, Title VII Resource Specialist
0	26,888	26,053	25,223	24,390
1	27,086	26,254	25,426	24,590
2	27,288	26,455	25,625	24,794
3	27,488	26,657	25,828	24,993
4	27,691	26,858	26,025	25,193
5	27,892	27,061	26,227	25,395
6	28,094	27,260	26,429	25,596
7	28,294	27,464	26,630	25,798
8	28,496	27,662	26,833	25,999
9	28,697	27,863	27,033	26,202
10	28,898	28,064	27,235	26,402
11	29,100	28,268	27,434	26,604
12	29,301	28,469	27,635	26,805
13	29,502	28,670	27,836	27,007
14	29,502	28,670	27,836	27,007
15	29,502	28,670	27,836	27,007
16	29,703	28,871	28,037	27,208
17	29,703	28,871	28,037	27,208
18	29,703	28,871	28,037	27,208
19	29,904	29,073	28,238	27,409
20	29,904	29,073	28,238	27,409
21	29,904	29,073	28,238	27,409
22	30,106	29,274	28,439	27,611
23	30,106	29,274	28,439	27,611
24	30,106	29,274	28,439	27,611
25	30,307	29,475	28,640	27,812

Schedule 42	42-1	42-2	42-3	42-4
-------------	------	------	------	------

Steps	5	6	7	9
-------	---	---	---	---

Act 1 of the 2012 LA Legislature: No employee who is rated "ineffective" with the 2013-2014 Compass or District employee evaluation shall receive a higher salary in the year following the evaluation than the salary received in the year of the evaluation. Employees rated ineffective will not progress to the next step.

Longevity increments should be added as per call of the election; Act 1 does not apply to these increments.

2019-2020
TERREBONNE PARISH SALARY SCALE
SCHOOL CLERICAL

YEARS OF EXP	School Secretary A-4 (240 Days)	School Secretary B (220 Days)	School Secretary A3 (210 Days)
0	24,056	22,886	22,338
1	24,260	23,073	22,524
2	24,460	23,275	22,711
3	24,661	23,477	22,897
4	24,861	23,679	23,082
5	25,064	23,878	23,285
6	25,263	24,079	23,483
7	25,466	24,281	23,687
8	25,668	24,480	23,889
9	25,868	24,682	24,090
10	26,071	24,884	24,291
11	26,268	25,085	24,492
12	26,470	25,285	24,687
13	26,671	25,485	24,883
14	26,671	25,485	24,883
15	26,671	25,485	24,883
16	26,872	25,685	25,079
17	26,872	25,685	25,079
18	26,872	25,685	25,079
19	27,073	25,885	25,275
20	27,073	25,885	25,275
21	27,073	25,885	25,275
22	27,274	26,085	25,470
23	27,274	26,085	25,470
24	27,274	26,085	25,470
25	27,475	26,285	25,666
Schedule	43-1	44-1	45-1
Steps	1	1	1

Act 1 of the 2012 LA Legislature: No employee who is rated "ineffective" with the 2013-2014 Compass or District employee evaluation shall receive a higher salary in the year following the evaluation than the salary received in the year of the evaluation. Employees rated ineffective will not progress to the next step.

Longevity increments should be added as per call of the election; Act 1 does not apply to these increments.

2019-2020
TERREBONNE PARISH SALARY SCALE
SCHOOL CLERICAL

YEARS OF EXP	School Secretary A-2 (200 Days)	Secretary I, Guid Secretary B (200 Days)
0	21,791	21,253
1	21,976	21,440
2	22,163	21,623
3	22,350	21,810
4	22,535	21,996
5	22,721	22,183
6	22,908	22,367
7	23,091	22,555
8	23,292	22,740
9	23,497	22,927
10	23,695	23,112
11	23,898	23,316
12	24,090	23,503
13	24,281	23,691
14	24,281	23,691
15	24,281	23,691
16	24,473	23,878
17	24,473	23,878
18	24,473	23,878
19	24,664	24,066
20	24,664	24,066
21	24,664	24,066
22	24,856	24,253
23	24,856	24,253
24	24,856	24,253
25	25,047	24,441
Schedule	46-2	46-1
Steps		

Act 1 of the 2012 LA Legislature: No employee who is rated "ineffective" with the 2013-2014 Compass or District employee evaluation shall receive a higher salary in the year following the evaluation than the salary received in the year of the evaluation. Employees rated ineffective will not progress to the next step.

Longevity increments should be added as per call of the election; Act 1 does not apply to these increments.

2019-2020
TERREBONNE PARISH SALARY SCALE
SCHOOL CLERICAL

YEARS OF EXP	School Secretary II (195 Days)	School Secretary I (195 Days)
0	19,720	19,403
1	19,910	19,594
2	20,099	19,785
3	20,290	19,975
4	20,483	20,168
5	20,672	20,357
6	20,864	20,550
7	21,053	20,739
8	21,245	20,929
9	21,434	21,120
10	21,625	21,311
11	21,818	21,501
12	22,008	21,692
13	22,199	21,883
14	22,199	21,883
15	22,199	21,883
16	22,390	22,074
17	22,390	22,074
18	22,390	22,074
19	22,581	22,265
20	22,581	22,265
21	22,581	22,265
22	22,771	22,456
23	22,771	22,456
24	22,771	22,456
25	22,962	22,646
Schedule	47-1	47-2
Steps		
<p>Act 1 of the 2012 LA Legislature: No employee who is rated "ineffective" with the 2013-2014 Compass or District employee evaluation shall receive a higher salary in the year following the evaluation than the salary received in the year of the evaluation. Employees rated ineffective will not progress to the next step.</p>		
<p>Longevity increments should be added as per call of the election; Act 1 does not apply to these increments.</p>		

2019-2020
TERREBONNE PARISH SALARY SCALE
SCHOOL CLERICAL

YEARS OF EXP	School Secretary A1 (190 Days)	School Secretary B (190 Days)	School Secretary I (190 Days)
0	21,241	21,015	18,995
1	21,431	21,176	19,181
2	21,615	21,351	19,367
3	21,801	21,525	19,553
4	21,988	21,699	19,740
5	22,172	21,871	19,925
6	22,359	22,046	20,113
7	22,543	22,219	20,297
8	22,729	22,392	20,482
9	22,916	22,566	20,669
10	23,103	22,740	20,854
11	23,303	22,914	21,040
12	23,491	23,086	21,226
13	23,678	23,259	21,412
14	23,678	23,259	21,412
15	23,678	23,259	21,412
16	23,866	23,431	21,598
17	23,866	23,431	21,598
18	23,866	23,431	21,598
19	24,053	23,604	21,784
20	24,053	23,604	21,784
21	24,053	23,604	21,784
22	24,241	23,776	21,970
23	24,241	23,776	21,970
24	24,241	23,776	21,970
25	24,428	23,949	22,155
Schedule	48-1	48-2	48-3
Steps			

Act 1 of the 2012 LA Legislature: No employee who is rated "ineffective" with the 2013-2014 Compass or District employee evaluation shall receive a higher salary in the year following the evaluation than the salary received in the year of the evaluation. Employees rated ineffective will not progress to the next step.

Longevity increments should be added as per call of the election; Act 1 does not apply to these increments.

2019-2020
TERREBONNE PARISH SALARY SCALE
MAINTENANCE PERSONNEL - 240 Days

	YEARS OF EXP	General Leaderman	LEVEL I HVAC Technician, Licensed Master Plumber, Electrician	LEVEL II HVAC Technician, Licensed Master Plumber, Electrician	LEVEL III HVAC Technician, Licensed Plumber, Electrician
	0	43,879	41,308	39,308	38,452
	1	44,019	41,448	39,448	38,588
	2	44,158	41,587	39,587	38,724
	3	44,298	41,728	39,728	38,860
	4	44,437	41,868	39,868	38,997
	5	44,577	42,007	40,007	39,133
	6	44,717	42,147	40,147	39,268
	7	44,857	42,286	40,286	39,405
	8	44,997	42,426	40,426	39,541
	9	45,136	42,565	40,565	39,677
	10	45,277	42,707	40,707	39,814
	11	45,416	42,847	40,847	39,950
	12	45,556	42,987	40,987	40,086
	13	45,696	43,127	41,127	40,222
	14	45,696	43,127	41,127	40,222
	15	45,696	43,127	41,127	40,222
	16	45,836	43,266	41,266	40,359
	17	45,836	43,266	41,266	40,359
	18	45,836	43,266	41,266	40,359
	19	45,976	43,406	41,406	40,495
	20	45,976	43,406	41,406	40,495
	21	45,976	43,406	41,406	40,495
	22	46,115	43,556	41,546	40,631
	23	46,115	43,556	41,546	40,631
	24	46,115	43,556	41,546	40,631
	25	46,255	43,686	41,686	40,767
	Schedule	55-1	55-0	55-2	55-3

Act 1 of the 2012 LA Legislature: No employee who is rated "ineffective" with the 2013-2014 Compass or District employee evaluation shall receive a higher salary in the year following the evaluation than the salary received in the year of the evaluation. Employees rated ineffective will not progress to the next step.

*Reclassified hard -to-staff skilled laborer positions : Master Licensed Plumber, Licensed Plumber and Licensed Electrician 07/07/15

Longevity increments should be added as per call of the election; Act 1 does not apply to these increments.

2019-2020
TERREBONNE PARISH SALARY SCALE
MAINTENANCE PERSONNEL - 240 Days

YEARS OF EXP	*Carpenter, *Mason, Roofer, AC/Heating Maintenance Mechanic, Preventive Maintenance Technician
0	34,176
1	34,290
2	34,403
3	34,517
4	34,631
5	34,746
6	34,859
7	34,973
8	35,088
9	35,201
10	35,316
11	35,430
12	35,544
13	35,658
14	35,658
15	35,658
16	35,772
17	35,772
18	35,772
19	35,886
20	35,886
21	35,886
22	36,000
23	36,000
24	36,000
25	36,114
Schedule	55-4
Act I of the 2012 LA Legislature: No employee who is rated "ineffective" with the 2013-2014 Compass or District employee evaluation shall receive a higher salary in the year following the evaluation than the salary received in the year of the evaluation. Employees rated ineffective will not progress to the next step.	
*Re-classed hard-to-staff skilled laborer positions: Carpenter and Mason 07/07/15	
Longevity increments should be added as per call of the election; Act 1 does not apply to these increments.	

2019-2020
TERREBONNE PARISH SALARY SCALE
MAINTENANCE PERSONNEL - 240 Days

YEARS OF EXP	General Maintenance Technician I	General Maintenance Technician II
0	28,051	25,375
1	28,257	25,458
2	28,461	25,538
3	28,663	25,619
4	28,868	25,698
5	29,071	25,780
6	29,275	25,861
7	29,477	25,943
8	29,681	26,024
9	29,883	26,104
10	30,087	26,186
11	30,290	26,288
12	30,494	26,390
13	30,697	26,492
14	30,697	26,492
15	30,697	26,492
16	30,901	26,594
17	30,901	26,594
18	30,901	26,594
19	31,105	26,696
20	31,105	26,696
21	31,105	26,696
22	31,308	26,798
23	31,308	26,798
24	31,308	26,798
25	31,512	26,900
Schedule	55-6	55-7
Act 1 of the 2012 LA Legislature: No employee who is rated "ineffective" with the 2013-2014 Compass or District employee evaluation shall receive a higher salary in the year following the evaluation than the salary received in the year of the evaluation. Employees rated ineffective will not progress to the next step.		
Longevity increments should be added as per call of the election; Act 1 does not apply to these increments.		

2019-2020
TERREBONNE PARISH SALARY SCALE
CUSTODIAL PERSONNEL - 240 Days

YEARS OF EXP	Building Manager	Cust I	Cust II	Cust III A
0	28,553	25,888	23,863	21,615
1	28,650	25,972	23,937	21,679
2	28,746	26,056	24,012	21,743
3	28,843	26,139	24,085	21,805
4	28,940	26,222	24,159	21,868
5	29,037	26,304	24,234	21,931
6	29,133	26,389	24,307	21,994
7	29,230	26,472	24,380	22,058
8	29,326	26,556	24,456	22,120
9	29,417	26,638	24,529	22,183
10	29,509	26,723	24,604	22,249
11	29,611	26,825	24,706	22,351
12	29,713	26,927	24,808	22,453
13	29,815	27,029	24,910	22,555
14	29,815	27,029	24,910	22,555
15	29,815	27,029	24,910	22,555
16	29,917	27,131	25,012	22,657
17	29,917	27,131	25,012	22,657
18	29,917	27,131	25,012	22,657
19	30,019	27,233	25,114	22,759
20	30,019	27,233	25,114	22,759
21	30,019	27,233	25,114	22,759
22	30,121	27,335	25,216	22,861
23	30,121	27,335	25,216	22,861
24	30,121	27,335	25,216	22,861
25	30,223	27,437	25,318	22,963
Schedule	56-1	56-2	56-3	56-4

Act 1 of the 2012 LA Legislature: No employee who is rated "ineffective" with the 2013-2014 Compass or District employee evaluation shall receive a higher salary in the year following the evaluation than the salary received in the year of the evaluation. Employees rated ineffective will not progress to the next step.

Longevity increments should be added as per call of the election; Act 1 does not apply to these increments.

2019-2020
TERREBONNE PARISH SALARY SCALE
CUSTODIAL PERSONNEL

YEARS OF EXP	Custodian III (180 Days)
0	19,290
1	19,340
2	19,392
3	19,443
4	19,495
5	19,545
6	19,598
7	19,647
8	19,700
9	19,750
10	19,802
11	19,904
12	20,006
13	20,108
14	20,108
15	20,108
16	20,210
17	20,210
18	20,210
19	20,312
20	20,312
21	20,312
22	20,414
23	20,414
24	20,414
25	20,516
Schedule	57-1

Act 1 of the 2012 LA Legislature: No employee who is rated "ineffective" with the 2013-2014 Compass or District employee evaluation shall receive a higher salary in the year following the evaluation than the salary received in the year of the evaluation. Employees rated ineffective will not progress to the next step.

Longevity increments should be added as per call of the election; Act 1 does not apply to these increments.

2019-2020
TERREBONNE PARISH SALARY SCALE
WAREHOUSE - 240 Days

YEARS OF EXP	Warehouse Manager	Assistant Warehouse Manager	Commodity Clerk	Driver/General Maintenance Labor
0	43,879	32,613	26,158	25,375
1	44,019	32,723	26,245	25,458
2	44,158	32,833	26,330	25,538
3	44,298	32,944	26,416	25,619
4	44,437	33,055	26,503	25,698
5	44,577	33,165	26,588	25,780
6	44,717	33,275	26,673	25,861
7	44,857	33,385	26,760	25,943
8	44,997	33,496	26,847	26,024
9	45,136	33,606	26,931	26,104
10	45,277	33,716	27,018	26,186
11	45,416	33,827	27,120	26,288
12	45,556	33,937	27,222	26,390
13	45,696	34,048	27,324	26,492
14	45,696	34,048	27,324	26,492
15	45,696	34,048	27,324	26,492
16	45,836	34,158	27,426	26,594
17	45,836	34,158	27,426	26,594
18	45,836	34,158	27,426	26,594
19	45,976	34,268	27,528	26,696
20	45,976	34,268	27,528	26,696
21	45,976	34,268	27,528	26,696
22	46,115	34,379	27,630	26,798
23	46,115	34,379	27,630	26,798
24	46,115	34,379	27,630	26,798
25	46,255	34,489	27,732	26,900
Schedule	58-1	58-2	58-3	58-4

Act 1 of the 2012 LA Legislature: No employee who is rated "ineffective" with the 2013-2014 Compass or District employee evaluation shall receive a higher salary in the year following the evaluation than the salary received in the year of the evaluation. Employees rated ineffective will not progress to the next step.

Longevity increments should be added as per call of the election; Act 1 does not apply to these increments.

2019-2020
TERREBONNE PARISH SALARY SCALE

YEARS OF EXP	*Nursing Asst (Full Time (180 Days), Para (180 Days))	Interpreter (180 Days)
0	18,737	19,304
1	18,923	19,490
2	19,108	19,673
3	19,294	19,861
4	19,479	20,047
5	19,665	20,233
6	19,851	20,419
7	20,036	20,603
8	20,221	20,790
9	20,409	20,975
10	20,593	21,161
11	20,781	21,348
12	20,967	21,534
13	21,152	21,720
14	21,152	21,720
15	21,152	21,720
16	21,338	21,905
17	21,338	21,905
18	21,338	21,905
19	21,524	22,091
20	21,524	22,091
21	21,524	22,091
22	21,710	22,277
23	21,710	22,277
24	21,710	22,277
25	21,896	22,463
Schedule	50-1	50-2
<p>Act 1 of the 2012 LA Legislature: No employee who is rated "ineffective" with the 2013-2014 Compass or District employee evaluation shall receive a higher salary in the year following the evaluation than the salary received in the year of the evaluation. Employees rated ineffective will not progress to the next step.</p>		
<p>Longevity increments should be added as per call of the election; Act 1 does not apply to these increments.</p>		

2019-2020
TERREBONNE PARISH SALARY SCALE
TRANSPORTATION PERSONNEL

YEARS OF EXP	Fleet Operations Dispatcher* (240 Days)	Fleet Operations Coordinator* (240 Days)
0	29,025	34,176
1	29,429	34,290
2	29,832	34,403
3	30,237	34,517
4	30,639	34,631
5	31,041	34,746
6	31,448	34,859
7	31,853	34,973
8	32,256	35,088
9	32,896	35,201
10	33,530	35,316
11	34,134	35,430
12	34,754	35,544
13	35,394	35,658
14	35,394	35,658
15	35,394	35,658
16	36,053	35,772
17	36,053	35,772
18	36,053	35,772
19	36,731	35,886
20	36,731	35,886
21	36,731	35,886
22	37,429	36,000
23	37,429	36,000
24	37,429	36,000
25	38,151	36,114
Schedule	60-2	60-1

Act 1 of the 2012 LA Legislature: No employee who is rated "ineffective" with the 2013-2014 Compass or District employee evaluation shall receive a higher salary in the year following the evaluation than the salary received in the year of the evaluation. Employees rated ineffective will not progress to the next step.

Longevity increments should be added as per call of the election; Act 1 does not apply to these increments.

Ref. School Board Minutes 11/21/06*

Ref. School Board Minutes 07/07/09** Closed Fleet Operations Facilitator and added Transportation Driver 40 hours per week/210 days

2019-2020
TERREBONNE PARISH SALARY SCALE
TRANSPORTATION PERSONNEL

YEARS OF EXP	Transportation Driver 40 hrs per week** (210 Days)	Transporation Driver 40 hrs per week (180 Days)	Bus Driver 5 hrs (180 Days)	SE Bus Attendant (180 Days)
0	31,000	26,751	18,853	13,720
1	31,100	26,657	18,884	13,742
2	31,200	26,743	18,913	13,763
3	31,300	26,829	19,036	13,784
4	31,400	26,914	19,066	13,805
5	31,500	27,000	19,097	13,825
6	31,600	27,086	19,127	13,848
7	31,700	27,171	19,158	13,869
8	31,800	27,257	19,188	13,890
9	31,900	27,343	19,220	13,911
10	32,000	27,429	19,220	13,932
11	32,100	27,514	19,322	14,034
12	32,200	27,600	19,424	14,136
13	32,300	27,686	19,526	14,238
14	32,300	27,686	19,526	14,238
15	32,300	27,686	19,526	14,238
16	32,400	27,771	19,628	14,340
17	32,400	27,771	19,628	14,340
18	32,400	27,771	19,628	14,340
19	32,500	27,857	19,730	14,442
20	32,500	27,857	19,730	14,442
21	32,500	27,857	19,730	14,442
22	32,600	27,943	19,832	14,544
23	32,600	27,943	19,832	14,544
24	32,600	27,943	19,832	14,544
25	32,700	28,029	19,934	14,646
Schedule	62-1	62-2	63-1	63-2

Act 1 of the 2012 LA Legislature: No employee who is rated "ineffective" with the 2013-2014 Compass or District employee evaluation shall receive a higher salary in the year following the evaluation than the salary received in the year of the evaluation. Employees rated ineffective will not progress to the next step.

Longevity increments should be added as per call of the election; Act 1 does not apply to these increments.

Ref. School Board Minutes 11/21/06*

Ref. School Board Minutes 07/07/09** Closed Fleet Operations Facilitator and added Transportation Driver 40 hours per week/210 days

2019-2020
TERREBONNE PARISH SALARY SCALE
FOOD SERVICE PERSONNEL

YEARS OF EXP	Area Food Service Manager (240 Days)	Area Food Service Manager (200 Days)
0	29,532	25,279
1	29,628	25,359
2	29,725	25,439
3	29,818	25,517
4	29,915	25,597
5	30,009	25,676
6	30,105	25,755
7	30,200	25,835
8	30,295	25,915
9	30,392	25,995
10	30,486	26,074
11	30,588	26,176
12	30,690	26,278
13	30,792	26,380
14	30,792	26,380
15	30,792	26,380
16	30,894	26,482
17	30,894	26,482
18	30,894	26,482
19	30,996	26,584
20	30,996	26,584
21	30,996	26,584
22	31,098	26,686
23	31,098	26,686
24	31,098	26,686
25	31,200	26,788
Schedule	70-1	71-1

Act 1 of the 2012 LA Legislature: No employee who is rated "ineffective" with the 2013-2014 Compass or District employee evaluation shall receive a higher salary in the year following the evaluation than the salary received in the year of the evaluation. Employees rated ineffective will not progress to the next step.

Longevity increments should be added as per call of the election; Act 1 does not apply to these increments.

2019-2020
TERREBONNE PARISH SALARY SCALE
FOOD SERVICE PERSONNEL

YEARS OF EXP	SFS Manager (1800-up) (182 Days)	SFS Manager (1600-1799) (182 Days)	SFS Manager (1400-1599) (182 Days)
0	25,050	24,575	24,100
1	25,124	24,647	24,171
2	25,199	24,721	24,242
3	25,274	24,794	24,314
4	25,349	24,867	24,386
5	25,424	24,941	24,458
6	25,500	25,015	24,531
7	25,576	25,090	24,604
8	25,652	25,164	24,676
9	25,728	25,239	24,750
10	25,805	25,314	24,823
11	25,912	25,419	24,926
12	26,020	25,524	25,029
13	26,128	25,630	25,133
14	26,128	25,630	25,133
15	26,128	25,630	25,133
16	26,237	25,737	25,237
17	26,237	25,737	25,237
18	26,237	25,737	25,237
19	26,346	25,844	25,341
20	26,346	25,844	25,341
21	26,346	25,844	25,341
22	26,456	25,951	25,446
23	26,456	25,951	25,446
24	26,456	25,951	25,446
25	26,566	26,059	25,552
Schedule	72-1	72-2	72-3

Act 1 of the 2012 LA Legislature: No employee who is rated "ineffective" with the 2013-2014 Compass or District employee evaluation shall receive a higher salary in the year following the evaluation than the salary received in the year of the evaluation. Employees rated ineffective will not progress to the next step.

Longevity increments should be added as per call of the election; Act 1 does not apply to these increments.

2019-2020
TERREBONNE PARISH SALARY SCALE
FOOD SERVICE PERSONNEL

YEARS OF EXP	SFS Manager (1200-up) (182 Days)	SFS Manager (1000-1199) (182 Days)	SFS Manager (800-999) (182 Days)	SFS Manager (600-799) (182 Days)	SFS Manager (400-599) (182 Days)
0	23,625	23,138	22,270	21,415	20,887
1	23,697	23,208	22,334	21,480	20,945
2	23,770	23,279	22,404	21,539	21,005
3	23,842	23,347	22,469	21,601	21,064
4	23,914	23,417	22,535	21,663	21,123
5	23,986	23,487	22,601	21,723	21,184
6	24,059	23,558	22,669	21,786	21,241
7	24,132	23,627	22,734	21,846	21,300
8	24,203	23,697	22,800	21,909	21,357
9	24,275	23,768	22,867	21,970	21,418
10	24,349	23,837	22,931	22,031	21,480
11	24,451	23,939	23,033	22,133	21,582
12	24,553	24,041	23,135	22,235	21,684
13	24,655	24,143	23,237	22,337	21,786
14	24,655	24,143	23,237	22,337	21,786
15	24,655	24,143	23,237	22,337	21,786
16	24,757	24,245	23,339	22,439	21,888
17	24,757	24,245	23,339	22,439	21,888
18	24,757	24,245	23,339	22,439	21,888
19	24,859	24,347	23,441	22,541	21,990
20	24,859	24,347	23,441	22,541	21,990
21	24,859	24,347	23,441	22,541	21,990
22	24,961	24,449	23,543	22,643	22,092
23	24,961	24,449	23,543	22,643	22,092
24	24,961	24,449	23,543	22,643	22,092
25	25,063	24,551	23,645	22,745	22,194
Schedule	72-4	72-5	72-6	73-1	73-2
Steps	2	4	6	8	10

Act 1 of the 2012 LA Legislature: No employee who is rated "ineffective" with the 2013-2014 Compass or District employee evaluation shall receive a higher salary in the year following the evaluation than the salary received in the year of the evaluation. Employees rated ineffective will not progress to the next step.

Longevity increments should be added as per call of the election; Act 1 does not apply to these increments.

2019-2020
TERREBONNE PARISH SALARY SCALE
FOOD SERVICE PERSONNEL

YEARS OF EXP	SFS Manager (200-399) (182 Days)	SFS Manager (0-199) (182 Days)	SFS Assistant Manager (182 Days)	SFS Facilitator (182 Days)	SFS Technician (180 Days)
0	20,378	19,873	19,455	19,073	18,649
1	20,436	19,928	19,507	19,122	18,698
2	20,491	19,982	19,558	19,169	18,745
3	20,549	20,036	19,611	19,217	18,793
4	20,605	20,091	19,662	19,264	18,840
5	20,664	20,144	19,715	19,313	18,889
6	20,719	20,199	19,766	19,361	18,937
7	20,777	20,255	19,818	19,409	18,985
8	20,832	20,308	19,870	19,455	19,031
9	20,889	20,363	19,922	19,504	19,079
10	20,945	20,417	19,974	19,551	19,126
11	21,047	20,519	20,076	19,653	19,228
12	21,149	20,621	20,178	19,755	19,330
13	21,251	20,723	20,280	19,857	19,432
14	21,251	20,723	20,280	19,857	19,432
15	21,251	20,723	20,280	19,857	19,432
16	21,353	20,825	20,382	19,959	19,534
17	21,353	20,825	20,382	19,959	19,534
18	21,353	20,825	20,382	19,959	19,534
19	21,455	20,927	20,484	20,061	19,636
20	21,455	20,927	20,484	20,061	19,636
21	21,455	20,927	20,484	20,061	19,636
22	21,557	21,029	20,586	20,163	19,738
23	21,557	21,029	20,586	20,163	19,738
24	21,557	21,029	20,586	20,163	19,738
25	21,659	21,131	20,688	20,265	19,840
Schedule	73-3	73-4	73-5	73-6	74-1
Step	12	14	15	16	2

Act 1 of the 2012 LA Legislature: No employee who is rated "ineffective" with the 2013-2014 Compass or District employee evaluation shall receive a higher salary in the year following the evaluation than the salary received in the year of the evaluation. Employees rated ineffective will not progress to the next step.

Longevity increments should be added as per call of the election; Act 1 does not apply to these increments.

**TERREBONNE PARISH SCHOOL BOARD
LONGEVITY INCREMENTS**

All personnel are covered by a program of longevity increments to veteran parish employees by the payment of longevity increments based upon all years credited in the employment of a school system plus a maximum of four (4) years military service prior to 12/13/75, and all years in the employment of Terrebonne Parish School Board after 12/13/75, above the regular annual salary. The table was revised 07/06/82. This table was approved by board action on 07/11/06.

<u>YEAR</u>	<u>INCREMENT</u>	<u>YEAR</u>	<u>INCREMENT</u>
8	\$100	21	\$1,400
9	\$200	22	\$1,500
10	\$300	23	\$1,600
11	\$400	24	\$1,700
12	\$500	25	\$1,800
13	\$600	26	\$1,900
14	\$700	27	\$2,000
15	\$800	28	\$2,100
16	\$900	29	\$2,200
17	\$1,000	30	\$2,300
18	\$1,100	31	\$2,400
19	\$1,200	32+	\$2,500
20	\$1,300		

Terrebonne Parish School Board
Salary and Stipend Formula for Teachers and Instructional Personnel
July 1, 2019

Salary or Stipend Type	Description of Salary or Stipend Type	Ineffective	Effective Emerging	Effective Proficient	Highly Effective	Total Annual Amount
A Base Salary	Base Salary is equal to the Terrebonne Parish School Board established salary schedule for each instructional personnel position type, length of employment, and degree level (see TPSB salary schedule)	√	√	√	√	see salary schedule
B Longevity	Every employee in Terrebonne Parish is eligible to receive a Longevity Stipend for Years 8 through 32 of employment within the school system. This increase was approved by the voters of Terrebonne Parish. All employees are eligible to receive this annual increase regardless of evaluation score.	√	√	√	√	see salary schedule
C Step Increase	Each teacher or other instructional personnel who is rated Effective Emerging, Effective Proficient or Highly Effective will receive an annual Step Increase that will be a Base-Building increase. Employees who are rated Ineffective are not eligible for any Step Increase. (see TPSB salary schedule)	X	√	√	√	see salary schedule
D Performance Pay/ Growth Target Attainment Stipend *	Teachers or other Instructional Personnel who are employed at a school that meets or exceeds its state established School Performance Score will receive a Growth Target Attainment Stipend. Employees at an "A" school will also be eligible for this stipend. Employees who are rated Effective Emerging, Effective Proficient or Highly Effective are eligible for this stipend. This is not a base-building stipend.	X	√	√	√	\$3,000
E Target Teacher/ Demand Stipend *	Teachers of a core subject at hard-to-staff schools or hard-to-staff subject areas within Terrebonne Parish are eligible for the Demand Stipend. Highly Qualified Teachers rated Effective Emerging, Effective Proficient or Highly Effective are eligible to receive this stipend. This is not a base-building stipend. (Target Teachers)	X	√	√	√	\$5,000
F Focus Teacher Stipend*	Teachers of a Focus Class who are Highly Qualified and who are rated Effective Proficient or Highly Effective are eligible for this stipend. This is not a base-building stipend.	X	X	√	√	\$5,000
G Core Teacher Stipend *	Each teacher of a core subject is eligible for a Core Teacher Stipend. Teachers rated Effective Proficient or Highly Effective are eligible for this stipend. This is not a base-building stipend.	X	X	√	√	\$500
H Value - Add Stipend *	Each core subject teacher who receives a Value Add score and who is rated Effective Proficient or Highly Effective is eligible for this stipend. This is not a base-building stipend.	X	X	√	√	\$500 Proficient \$1,000 Highly Effective

* Dependent upon available funding.

Total Compensation for each year will be calculated using the sum of all salary and stipend amounts for which an employee is eligible. (A+B+C+D+E+F+G+H=Total Compensation)

Teachers assuming additional duties will be paid a board-established stipend. Ex: band director, coach, summer school teacher
See salary book for available stipends and rates.

A Non-Base Building stipend is not permanently added to Salary. It must be earned annually.

TERREBONNE PARISH SCHOOL BOARD
ADDITIONAL PAY RATES
2019-2020

Day-By-Day Substitutes, Professional

Administrators, Certified - **\$170.00 per day** (65% School Adm. - Asst. Principal 1-350 - Master's 6 years)

Teachers, Certified (Possess a valid teacher's certificate) - **\$150.00 per day** (65% Teacher - Bachelors zero years)

Substitute Teacher, Degreed Non Certified - **\$105.00 per day** (50% Non-Certified Teacher zero years)

Substitute Teacher, Non-Degreed - **\$73.00 per day**

Long-Term Substitutes, Professional (anticipated minimum of 4 weeks)

Administrators, Certified - daily rate based on degree and years of experience

Teachers, Certified (Possess a valid teacher's certificate) - daily rate based on degree and years experience

Non-Instructional Substitutes

Substitute Paraprofessional - **\$56.00 per day**

Substitute Bus Driver - **\$63.00 per day**

Substitute Bus Attendant - **\$40.00 per day**

Substitute Non-Instructional - **\$8.50 per hour**

Part-Time Non-Instructional (4 hours per day) - 10.00 per hour (Effective 07/01/15)

Part-Time Instructional (4 hours per day) - \$28.00 per hour (Effective 07/01/15)

Support Stipend - \$600 - Full-time support employess who have obtained an Associate Degree in the area of current employment from an accredited college or university that is not required by the job.

Club Stipend - \$300 - Annual stipend for employees who lead an active school sponsored club for the entire school year, to be paid at the end of each school year.
(Effective 07/01/15)

TERREBONNE PARISH SCHOOL BOARD
OTHER ESTABLISHED RATES OF PAY

	Hourly Rates
Staff Development District-Wide Presenter Stipend (absolutely no preparation fees allowed)	50.00
Staff Development Presenter Stipend (absolutely no preparation fees allowed)	28.00
Certified Workshop-Stipend	20.00
Degreed Non-Certified Workshop-Stipend	17.50
Para/Clerical/All Other Participant-Workshop-Stipend	10.00
Pre-Employment Training-Non Instructional (contigent upon employment)	10.00
Tutorial Teacher	
Certified	28.00
Degreed, Non-Certified	17.50
Non-Degreed	12.00
Remediation Teacher	
Certified	28.00
Degreed, Non-Certified	17.50
Non-Degreed	12.00
Saturday School Teacher	
Certified	28.00
Degreed, Non-Certified	17.50
Non-Degreed	12.00
SBLC Chairman	20.00
SBLC Teacher	15.00
Homework Hotline Teacher	15.00
Adult Education Program	
Certified Teacher	28.00
Degreed, Non-Certified Teacher	17.50
Non-Degreed Teacher	12.00
Paraprofessional	10.00
Test Examiner (flat rate)	20.00
Test Proctor (flat rate)	10.00

TERREBONNE PARISH SCHOOL BOARD
OTHER ESTABLISHED RATES OF PAY

Drivers Education Program/In Class	28.00
Drivers Education Program/Driving/Road Test	15.00
Child Care After School Coordinator	enrollment
Child Care After School Provider	enrollment
Professional Services (All professional positions previously paid as extended employment will be compensated at \$28 per hour)	28.00
Special Projects - Daily Rate or Project Rate	TBD
Seasonal Employees	
Certified Teacher (OFAT, PTCR)	28.00
Degreed, Non Certified Teacher (TAT)	17.50
Non-Degreed Teacher	12.00
Paraprofessional/ Clerical	10.00
Summer School Principal	33.00
Summer School Teacher	
Certified	28.00
Degreed, Non-Certified	17.50
Non-Degreed	12.00
Summer School Test Facilitator	28.00
Summer School Nurse	28.00
Summer School Nursing Assistant	10.00
Summer School Interpreter	12.50
Summer School Para	10.00
Summer School Secretary	10.00
Summer School Combined Programs Secretary	12.50
Summer School Bus Driver/Per Run	17.50
Summer School Bus Attendant/Per Run	12.88

TERREBONNE PARISH SCHOOL BOARD
OTHER ESTABLISHED RATES OF PAY

Summer Feeding SFS Manager	Manager (0-199) hourly
Summer Feeding SFS Worker	Worker - hourly
CDL Trainer	28.00/Per Person
CDL 3rd Party Tester	60.00/Per Person
Driver Trainee	8.50
Driver Trainer (New Driver)	10.00
Extra Trips Driver	10.00
Extra Driver Noon Career Tech/After School Instr Prog (flat rate)	17.00
Extra Trip Driver PM Career Tech (flat rate)	8.50
College Student Worker	12.00
Student Worker (Minimum wage)	7.25

**TERREBONNE PARISH SCHOOL BOARD
EMPLOYEE/EMPLOYER BENEFIT COSTS
2019-2020**

HEALTH/LIFE INSURANCE EFFECTIVE 10/01/2015

Type	Employee Cost	Employer Cost	Total Cost
Plan 1			
Employee only	\$ -	\$ 614.08	\$ 614.08
Employee with 1 Dependent	\$ 284.98	\$ 899.06	\$ 1,184.04
Employee with 2+ Dependent	\$ 446.07	\$ 1,060.15	\$ 1,506.22
Plan 3			
Employee only	\$ -	\$ 614.08	\$ 614.08
Employee with 1 Dependent	\$ 170.99	\$ 899.06	\$ 1,070.05
Employee with 2+ Dependent	\$ 267.64	\$ 1,060.15	\$ 1,327.79
Basic Life 25K	\$ -	\$ 9.75	\$ 9.75

RETIREMENT EFFECTIVE 07/01/2019

Type	Employee Cost	Employer Cost	Total Cost
Teachers' Retirement Regular	8.00%	26.00%	34.00%
Teachers' Retirement Plan A	9.10%	26.00%	35.10%
Teachers' Retirement Optional	8.00%	28.40%	36.40%
LA School Employees Retirement System	7.50%/8.00%	29.40%	36.90%/37.40%
LA State Employees Retirement System	7.50%/8.00%	40.70%	48.20%/48.70%
FICA	6.20%	6.20%	12.40%
Medicare	1.45%	1.45%	2.90%

WORKERS' COMPENSATION

Type	Employee Cost	Employer Cost	Total Cost
Professional	0.00%	0.40%	0.40%
Other	0.00%	3.30%	3.30%
Driver	0.00%	4.91%	4.91%

**TERREBONNE PARISH SCHOOL BOARD
SALARY SCHEDULE HISTORY**

<u>Date</u>	<u>Description of Salary Adjustment</u>	<u>Funding</u>
1977-78	Added \$1,500 to Instructional pay scales, and \$900 to Non-Instructional pay scales Non-Instructional salaries were annualized for employment beyond 9 Months; Added \$500 to Instructional pay scales; Added \$350 or \$467 to Non-Instructional pay scales	State Local
1979-80	State granted a 10% salary increase with a minimum of \$800 and a maximum of \$2,200 - 5/6 of 10% (8.333%) added to pay scales in 1979-1980	State
1980-81	Remaining 1/6 of 10% from 1979-1980 (1.667%) added to pay scales; AND State granted a 9.67% salary increase: 5/6 of 9.67% (8.06%) to be added to pay scales in 1980-1981 5% plus \$400	State Local
1981-82	Remaining 1/6 of 9.67% from 1980-1981 (1.61%) added to pay scales State granted 8% salary increase: 5/6 of 8% (6.67%) to be added to pay scales in 1981-1982 4.5% plus \$300	State Local
1982-83	Remaining 1/6 of 8% from 1981-1982 (1.33%) added to pay scales	State
1983-84	Salary Freeze	Local
1984-85	State granted a 7% salary increase: 5/6 of 7% (5.833%) added to pay scales in 1984-85	State
1985-86	Remaining 1/6 of 7% from 1984-1985 (1.167%) added to pay scales	State
1986-87	Salary Freeze	Local
1987-88	Salary Reduction	Local
Note: From 1988-1992 years experience on teacher scale were extended to 25 years Beginning in 1988 raises became specific to instructional or non-instructional		
1988-89	Restoration of Salary Reduction	Local
1988-89	State granted a 5% salary increase - Instructional Only - 5/6 of 5% (4.167%) added to pay scales in 1988-1989	State
1989-90	Remaining 1/6 of 5% (.833) from 1988-1989 added to pay scales State granted a 7% salary increase: 5/6 of 7% (5.833%) added to pay scales - Instructional Only	State
1990-91	Remaining 1/6 of 7% (1.167%) from 1989-1990 added to pay scales; AND State granted a 7% salary increase: 5/6 of 7% (5.833%) - Instructional only - to be added to pay scales 3% salary increase to all full time employees	State Local
1991-92	Remaining 1/6 of 7% from 1990-1991 (1.167%) added to pay scales - Instructional Only; State granted a \$600 salary increase for all Non-Instructional employees: 5/6 of \$600 (\$500) added to pay scales	State
1992-93	Remaining 1/6 of \$600 (\$100) from 1991-1992 added to Non-Instructional pay scales	State
1994-95	Established fixed salary scales for all positions using ratios in effect and eliminated the use of ratios to determine salary	Local
1996-97	Passed 1 Cent Sales Tax Fund: Salary increase of \$4,000/\$4,400 added to instructional pay scales based on years of experience; \$3,000 added to Non-Instructional pay scales; \$2,000 added to bus driver salary scale Added \$1,030 to Instructional pay scales	Local State

TERREBONNE PARISH SCHOOL BOARD
SALARY SCHEDULE HISTORY

<u>Date</u>	<u>Description of Salary Adjustment</u>	<u>Funding</u>
1997-98	Added \$1,382 to Instructional pay scales; Added \$350 to Non-Instructional pay scales	State
	Added \$1,222 to Instructional pay scales	State
1998-99	2% Salary increase to all employees, funded through the One Cent Sales Tax Fund	Local
2001-02	Added \$2,060 to Instructional pay scales	State
	Added \$59 to Instructional pay scales	State
2002-03	Increased number of work days for School Administrators and added \$1,200 to School and Central Office Administrators pay scales	Local
2003-04	Added \$383 to Instructional pay scales; added \$480 to Non- Instructional pay scales	State
	Added \$356 to Instructional pay scales	State
2004-05	Added \$50 to Instructional pay scales - Sabbatical Savings Act 778 of 2004	Local
	Added \$432 to Instructional pay scales	State
2005-06	Added \$350 to pay scales of all full-time employees	Local
	Added \$1,794 to Instructional pay scales; added \$500 to Non-Instructional pay scales	State
2006-07	Added 4% to pay scales of all full-time employees (2% through 1 Cent Sales Tax Fund and 2% through the major funding source of each employee)	Local
	Added \$677 and \$2,375 to all Instructional/Professional pay scales indexed accordingly; Added \$1,000 to all Non-Instructional pay scales	State
2007-08	2% salary increase to all full-time employees (1% through 1 Cent Sales Tax Fund and 1% through the major funding source of each employee) ; Established indexes for Professional/Administrative Personnel; Added \$500 to all pay scales of Masters Degree and above; extended years of experience step increments to 25 years for all Non-Instructional pay scales; Increased coaching stipend and added indexes for additional weeks	Local
	Added \$1,019 to all Instructional/Professional pay scales indexed accordingly	State
2008-09	\$600 Stipend for all support employees who have or obtain an Associate Degree in the area of current employment from an accredited college or university that is not required by the job. This would eliminate the current School Food Service associate degree salary schedules. 10% increase to specified Maintenance salary scales	Local
2009-10	Effective with the 2009-2010 fiscal year added \$5000 stipend for focus teacher and \$5000 stipend for target teacher as per advertised qualifications and contingent upon funding.	Local
2015-16	Passed 1/2 Cent Sales Tax Fund: Salary increase of \$4,000 added to instructional/professional pay scales; \$2,000 added to Non-Instructional pay scales.	Local
2019-20	Added \$1,000 to Instructional/Professional pay scales; added \$500 to Non-Instructional pay scales	State

**TERREBONNE PARISH
ADMINISTRATIVE INDEXES**

The salary schedules for the administrative indexes were calculated by multiplying the appropriate index times the 182 day Teacher/Professional Salary Schedule effective through the 2014-2015 fiscal year. The \$4000 for the 1/2 cent sales tax has been added to these amounts. The index is not applicable to the \$4000 sales tax increase effective 07/01/2015.		Index is not applicable effective 2015-2016
Elementary/Middle Assistant Principal (1-350)	Schedule 21	1.16
Elementary/Middle Assistant Principal (351-600)	Schedule 22	1.18
Elementary/Middle Assistant Principal (601-800)	Schedule 23	1.22
Elementary/Middle Assistant Principal (801-up)	Schedule 24	1.25
Career Technical Assistant Principal	Schedule 27	1.34
Junior High School Assistant Principal	Schedule 27	1.34
High School Assistant Principal (9-12)	Schedule 31	1.43
Elementary/Middle Principal (1-350)	Schedule 24	1.25
Elementary/Middle Principal (351-600)	Schedule 25	1.30
Elementary/Middle Principal (601-800)	Schedule 26	1.34
Elementary/Middle Principal (801-up)	Schedule 28	1.38
Alternative School Principal	Schedule 28	1.38
Career Technical Principal	Schedule 32	1.47
Junior High School Principal	Schedule 32	1.47
High School Principal (9-12 Grades)	Schedule 33	1.55
Turnaround Specialist	Schedule 34	1.55
District Assessment and Accountability Admin	Schedule 29	1.38
Assistant Supervisor	Schedule 30	1.38
Supervisor	Schedule 35	1.64
Chief Financial Officer	Schedule 36	1.76
Assistant Superintendent	Schedule 37	1.85

TERREBONNE PARISH
PROFESSIONAL/INSTRUCTIONAL INDEXES

The salary schedules for the instructional/professional indexes were calculated by multiplying the appropriate index times the 182 day Teacher/Professional Salary Schedule effective through the 2014-2015 fiscal year. The \$4000 for the 1/2 cent sales tax has been added to these amounts. The index is not applicable to the \$4000 sales tax increase effective 07/01/2015.		Index is not Applicable Effective 2015-2016
182 Day Teacher/Professional Salary	Schedule 01	1.00
Professional Salary	Schedule 02	1.04
Professional Salary	Schedule 03	1.05
Professional Salary	Schedule 04-05, 11	1.08
Professional Salary	Schedule 06	1.12
Professional Salary	Schedule 07 & 09	1.16
Professional Salary	Schedule 10, 13	1.24

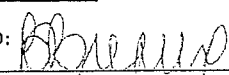
TERREBONNE PARISH SCHOOL BOARD
 BI - WEEKLY CUTOFF DATES
 FOR ABSENCES AND SUPPLEMENTAL PAY
 2019-2020 SCHOOL SESSION

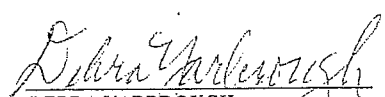
PERIOD COVERED	DUE IN PAYROLL/ PERSONNEL	PAYROLL DATE
07/01/19-07/07/19	07/08/19	07/26/19
07/08/19-07/21/19	07/22/19	08/23/19
07/22/19-08/04/19	08/05/19	08/23/19
08/05/19-08/18/19	08/19/19	09/26/19
08/19/19-09/01/19	09/03/19	09/26/19
09/02/19-09/15/19	09/16/19	10/25/19
09/16/19-09/29/19	09/30/19	10/25/19
09/30/19-10/13/19	10/14/19	11/22/19
10/14/19-10/27/19	10/28/19	11/22/19
10/28/19-11/10/19	11/11/19	12/20/19
11/11/19-11/24/19	11/25/19	12/20/19
11/25/19-12/08/19	12/09/19	01/24/20
12/09/19-01/05/20	01/06/20	01/24/20
01/06/20-01/19/20	01/21/20	02/21/20
01/20/20-02/02/20	02/03/20	02/21/20
02/03/20-02/16/20	02/17/20	03/26/20
02/17/20-03/01/20	03/02/20	03/26/20
03/02/20-03/15/20	03/16/20	04/24/20
03/16/20-03/29/20	03/30/20	04/24/20
03/30/20-04/19/20	04/20/20	05/26/20
04/20/20-05/03/20	05/04/20	05/26/20
05/04/20-05/17/20	05/18/20	06/26/20
05/18/20-05/31/20*	06/01/20	06/26/20
06/01/20-06/30/20*	06/01/19-06/30/20	07/24/20

****Any Supplemental Pay or Substitute Pay Sheets received in the Finance Department after the Due Date for each payroll will be held, and will be paid on the next month's payroll.
 ****Travel Reimbursements are due on the second work day following the close of each month.

*Weekly upon completion
 Of contract thru 06/30/20

*Absences and other payroll data should be turned in immediately at the completion of the contract year. For example; 05/29/20 (last day for 182 and 192 day employees), data due in personnel on 06/01/20; 06/03/20 (last day for 190 and 195 day employees), data due in personnel on 06/04/20, etc. This process should be followed throughout the month of June, sending in data on the day after the completion of the work or contract year. NOTE: All time for the 2019-2020 fiscal year must be submitted by the end of the day on June 30, 2020. This includes absences, substitute payroll, overtime, extra work, in-service workshops, summer school, travel expenses, etc.

APPROVED: 
 05/28/19
 BECKY BREAUX
 Chief Financial Officer


 DEBRA YARBROUGH
 Supervisor of Personnel